

Southco® LP Series Cam Latch Fixed Grip

southco

Cam Latches



LP-137

Grip Range	.010" to .090"
-------------------	----------------

This fastener assembly provides basic quarter-turn operation at low installed cost. The plastic studs are combined with a spring steel cam. The cam is rapidly installed by pushing on to the shaft of the stud. One way tabs on the cam maintain its position and provide secure stud retention during operation.

Material and Finish

Stud: Black acetal copolymer
Cam: Spring Steel
Spacer: Black acetal copolymer

Mechanical

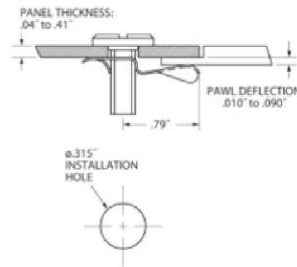
Panel Thickness Range: .04" to .41"
Recommended Cam Deflection: .010" (locked tension 2 lbs.) to .090" (locked tension 6 lbs.)
Rating: UL94HB flammability

Stud Part Numbers

Wing Head	Slotted Knob	Slotted Head
LP-137-1W	LP-137-1K	LP-137-1

Fastener Selection and Installation

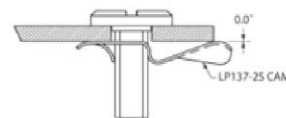
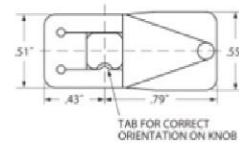
1. Choose a head style with part number from table above.
2. Cam is ordered separately per table below.
3. Difference in thickness between panel and support cannot exceed 3mm (Max Deflection).
4. Spacers (3mm thick) must be used to maintain deflection in range given.



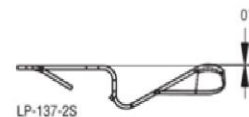
Cam



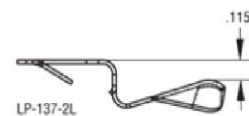
LP-137-3



OFFSET	CAM PART NUMBER
0"	LP-137-2S
.115"	LP-137-2L



PAWL SPACER PART NUMBER
LP-137-3



All dimensions on this page are in inches.