



AH-2E Hinge

Position control · Constant torque

- Smooth, zero backlash operation
- Space efficient design provides high torque in minimum space
- Constant torque, never needs adjusting

Material and Finish

Aluminium alloy and steel, natural

Performance Details

Radial load:

Maximum static load: 650 N @ 100mm from hinge axis (145 lbf 4")

Axial load:

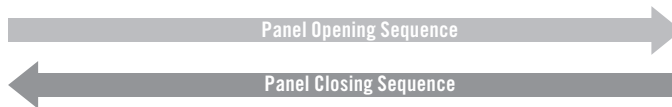
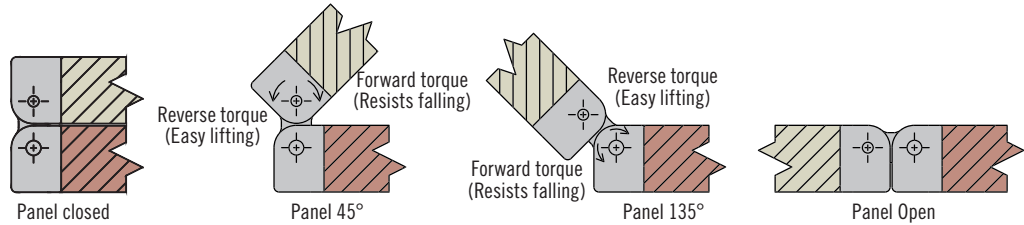
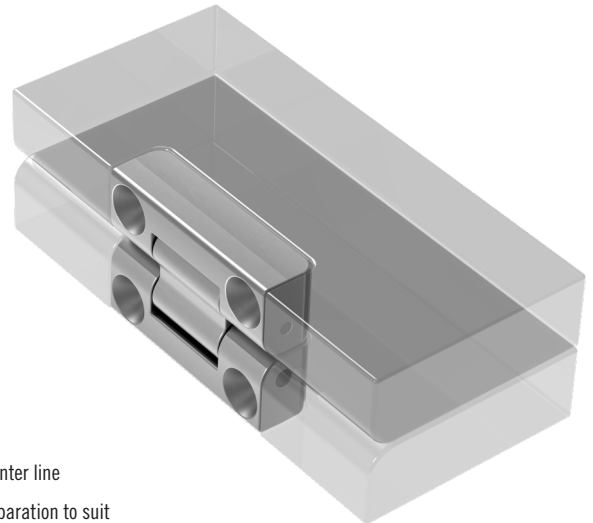
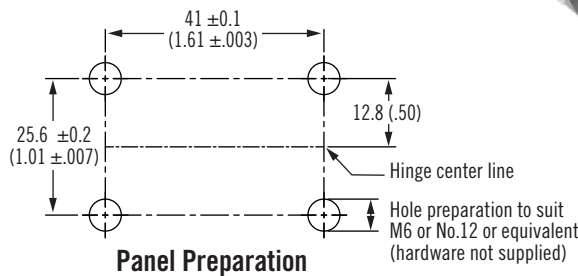
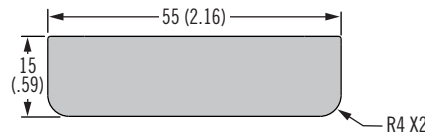
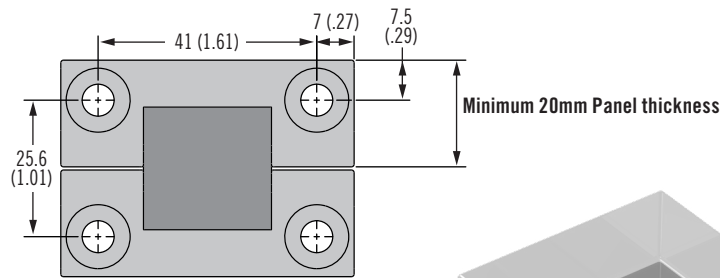
Maximum static load: 1500 N (330 lbf)

Cycle performance:

20,000 cycles within ±20% of static torque specification

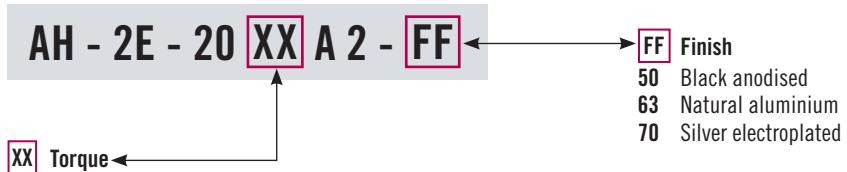
Installation Notes

Install hinge using 2x M6 or No 12 CSK screws or equivalent (not supplied). Ensure substrate and screw length is suitable for required application strength



Part Number Selection

See table



Torque	Forward Torque N·m (in·lbf)	Reverse Torque N·m (in·lbf)
00	Free Operating	
12	1.4 (12.0)	0.8 (7.2) (REF)
16	1.8 (16.0)	1.1 (9.6) (REF)
20	2.3 (20.0)	1.4 (12.0) (REF)
24	2.7 (24.0)	1.6 (14) (REF)

Other options available. For complete details on variety, part numbers, installation and specification, go to



Dimensions in millimeters (inch) unless otherwise stated