

Item description/product images



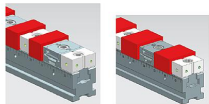
Maximum workpiece size for types double-sided wedge clamps and fixed jaw ES

Clamping rails	1 pcs.			2 pcs.		
	B=50	B=72	B=100	B=50	B=72	B=100
L=300	193	-	-	96	-	-
L=400	292	257	241	146	128	121
L=500	394	357	341	197	178	171
L=600	493	457	441	246	226	221
L=700	592	557	541	296	278	271

Clamping rails	3 pcs.			4 pcs.		
	B=50	B=72	B=100	B=50	B=72	B=100
L=300	39	-	-	29	-	-
L=400	72	51	41	54	38	31
L=500	105	72	74	79	63	55
L=600	139	115	107	104	88	81
L=700	172	151	141	129	113	106

Clamping rails	5 pcs.			6 pcs.		
	B=50	B=72	B=100	B=50	B=72	B=100
L=300	8	-	-	6	-	-
L=400	27	10	-	23	8	-
L=500	48	30	21	40	25	17
L=600	68	50	51	58	42	34
L=700	87	70	61	73	58	51

Clamping rails	7 pcs.			8 pcs.		
	B=50	B=72	B=100	B=50	B=72	B=100
L=300	-	-	-	-	-	-
L=400	9	-	-	8	-	-
L=500	23	7	-	20	6	-
L=600	37	21	12	33	18	11
L=700	51	35	51	45	31	23



Combination of clamping rails for multi-clamping system 41500. Wedge clamp 41501 and Fixed jaw ES for multi-clamping system 41502.


Maximum workpiece sizes for the types double-sided wedge clamp and fixed jaw DS

Clamping rails	1 pcs.			2 pcs.		
	B=50	B=72	B=100	B=50	B=72	B=100
L=300	164	-	-	82	-	-
L=400	263	208	190	131	104	95
L=500	365	308	290	182	154	145
L=600	464	408	390	232	204	195
L=700	563	508	490	281	254	245

Clamping rails	3 pcs.			4 pcs.		
	B=50	B=72	B=100	B=50	B=72	B=100
L=300	24	-	-	18	-	-
L=400	57	26	15	43	20	17
L=500	91	60	48	68	45	36
L=600	124	93	82	93	70	61
L=700	157	126	115	118	95	86

Clamping rails	5 pcs.			6 pcs.		
	B=50	B=72	B=100	B=50	B=72	B=100
L=300	-	-	-	-	-	-
L=400	16	-	-	13	-	-
L=500	36	10	-	30	9	-
L=600	56	30	20	47	25	17
L=700	76	50	40	63	42	33

Clamping rails	7 pcs.			8 pcs.		
	B=50	B=72	B=100	B=50	B=72	B=100
L=300	-	-	-	-	-	-
L=400	-	-	-	-	-	-
L=500	13	-	-	11	-	-
L=600	27	-	-	24	-	-
L=700	41	18	18	36	15	7



Combination of clamping rails for multi-clamping system 41500. Wedge clamp 41501 and Fixed jaw DS for multi-clamping system 41502-05.

Description

Material:

Tool steel.

Version:

Hardened and ground (HRC 55 ±2).

Note:

The clamping rails can be fastened using various methods.

1. Lateral edge for claw clamp set. Claw clamps can be fastened at any desired position.
2. Holes for DIN cap screws.
3. Ø25H6 mm locating holes for conventional zero-point clamping systems with 100 mm system spacing.
4. Ø16H6 mm locating holes for zero-point clamping systems with 96 mm system spacing.
5. Three 18H7 alignment slots for T-slot tables.
6. Ø12F7 and Ø16F7 reamed holes for 40 mm and 50 mm grid systems.

Technical data:

The maximum clamping forces and the tightening torques given for the respective system widths for the 41510, 41510-10 and 41510-20 product families must be observed.

Application:

Several clamping rails with different lengths can be mounted one behind the other or next to each other. The precision toothing enables very accurate positioning of the fixed jaws. Due to the scale on the side of the clamping rails, each position of the fixed jaws can be documented and reset identically. Stops can be mounted in the tapped holes on the side.

Advantages:

Universal and flexible.

For small and large batch sizes.

Large components can also be clamped beside each other on a number of clamping rails.

Item description/product images


Maximum workpiece sizes for the types wedge clamp with fixed jaw

Clamping rails	1 pcs.			2 pcs.		
	B=50	B=72	B=100	B=50	B=72	B=100
L=300	203	-	-	68	-	-
L=400	302	273	253	118	92	74
L=500	404	373	353	169	142	124
L=600	503	473	453	218	192	174
L=700	602	573	553	268	242	224

Clamping rails	3 pcs.			4 pcs.		
	B=50	B=72	B=100	B=50	B=72	B=100
L=300	23	-	-	-	-	-
L=400	56	32	14	26	-	-
L=500	90	65	48	51	27	9
L=600	123	99	81	76	52	34
L=700	156	132	114	101	77	59

Clamping rails	5 pcs.			6 pcs.		
	B=50	B=72	B=100	B=50	B=72	B=100
L=300	-	-	-	-	-	-
L=400	7	-	-	-	-	-
L=500	27	-	-	12	-	-
L=600	47	24	6	28	5	-
L=700	67	44	26	45	22	-

Clamping rails	7 pcs.			8 pcs.		
	B=50	B=72	B=100	B=50	B=72	B=100
L=300	-	-	-	-	-	-
L=400	-	-	-	-	-	-
L=500	-	-	-	-	-	-
L=600	15	-	-	5	-	-
L=700	29	6	-	17	7	-



Combination of clamping rails for multi-clamping system 41500.
Wedge clamp with fixed jaw for multi-clamping system 41501-05 and 1x fixed jaw ES for multi-clamping system 41502.

Overview of items

Order No.	B	suitable for system width	L	H	L1	L2	L3	L4	L5	L6	L7	L8	L9	L10
41500-050300	50	50	300	50	96	200	-	-	-	-	1,5	0,5	100	50
41500-050400	50	50	400	50	96	200	288	300	-	-	1,5	0,5	100	50
41500-050500	50	50	500	50	96	200	288	400	-	-	1,5	0,5	100	50
41500-050600	50	50	600	50	96	200	288	400	500	-	1,5	0,5	100	50
41500-050700	50	50	700	50	96	200	288	400	560	600	1,5	0,5	100	50
41500-072400	72	72	400	72	96	200	288	300	-	-	2	0,7	100	50
41500-072500	72	72	500	72	96	200	288	400	-	-	2	0,7	100	50
41500-072600	72	72	600	72	96	200	288	400	500	-	2	0,7	100	50
41500-072700	72	72	700	72	96	200	288	400	560	600	2	0,7	100	50
41500-100400	100	100	400	72	96	200	288	300	-	-	2,5	0,85	100	50
41500-100500	100	100	500	72	96	200	288	400	-	-	2,5	0,85	100	50
41500-100600	100	100	600	72	96	200	288	400	500	-	2,5	0,85	100	50
41500-100700	100	100	700	72	96	200	288	400	560	600	2,5	0,85	100	50

Order No.	B	L	B1	B2	B3	B4	H1	H2	H3	H4	H5	D	D1	D2	D3	D4	D5	D6	D7
41500-050300	50	300	28	19	36	18	10	22	10	10	16	25	12	20	16	17,5	11	M6	M6
41500-050400	50	400	28	19	36	18	10	22	10	10	16	25	12	20	16	17,5	11	M6	M6
41500-050500	50	500	28	19	36	18	10	22	10	10	16	25	12	20	16	17,5	11	M6	M6
41500-050600	50	600	28	19	36	18	10	22	10	10	16	25	12	20	16	17,5	11	M6	M6
41500-050700	50	700	28	19	36	18	10	22	10	10	16	25	12	20	16	17,5	11	M6	M6
41500-072400	72	400	42	30	58	18	14	30	15	15	22	25	16	26	16	17,5	11	M6	M6
41500-072500	72	500	42	30	58	18	14	30	15	15	22	25	16	26	16	17,5	11	M6	M6
41500-072600	72	600	42	30	58	18	14	30	15	15	22	25	16	26	16	17,5	11	M6	M6
41500-072700	72	700	42	30	58	18	14	30	15	15	22	25	16	26	16	17,5	11	M6	M6
41500-100400	100	400	58	45	86	18	14	30	15	15	22	25	16	26	16	17,5	11	M8	M6
41500-100500	100	500	58	45	86	18	14	30	15	15	22	25	16	26	16	17,5	11	M8	M6
41500-100600	100	600	58	45	86	18	14	30	15	15	22	25	16	26	16	17,5	11	M8	M6
41500-100700	100	700	58	45	86	18	14	30	15	15	22	25	16	26	16	17,5	11	M8	M6