

## Toothed pulleys

profile HTD 5M, for assembly with taper clamping bushes



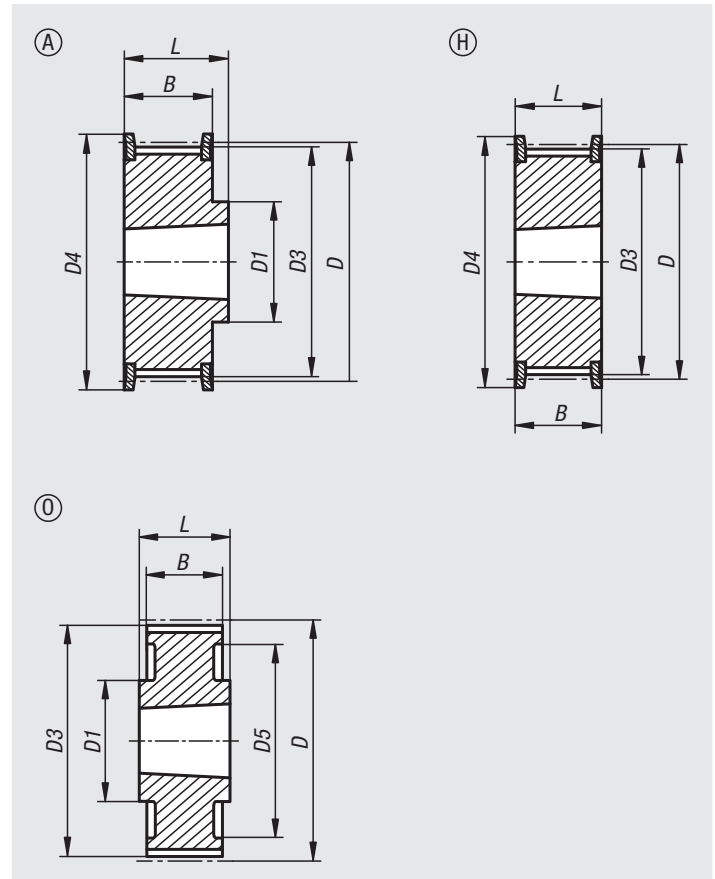
**Material:**  
Steel or grey cast iron.

**Version:**  
Phosphated

**Sample order:**  
nlm 22005-0515034

**Note:**  
Standard HTD profile with metric pitch (rounded tothing). At least one toothed belt pulley must have a rim flange. Conical hole for taper clamping bushes. The taper clamping bushes must be ordered separately and are available for various shaft diameters. Pulleys with a taper hole are statically balanced as per ISO 1940 grade G16.

**Accessories:**  
Taper clamping bushes 23200.



Order No.	belt width	Form	Main material	Version 2	No. of teeth	D	D1 max.	D3	D4 max.	D5	B	L
22005-0515034	15	H	steel	for taper bush 1008	34	54,11	-	52,97	57	-	22	22
22005-0515036	15	H	steel	for taper bush 1108	36	57,3	-	56,16	62	-	22	22
22005-0515038	15	H	steel	for taper bush 1108	38	60,48	-	59,34	67	-	22	22
22005-0515040	15	H	steel	for taper bush 1108	40	63,66	-	62,52	73	-	22	22
22005-0515044	15	H	steel	for taper bush 1108	44	70,03	-	68,89	75	-	22	22
22005-0515048	15	A	steel	for taper bush 1210	48	76,39	64	75,25	84	-	20,5	25
22005-0515056	15	A	grey cast iron	for taper bush 1210	56	89,13	70	87,99	94	-	20,5	25
22005-0515064	15	A	grey cast iron	for taper bush 1210	64	101,86	80	100,72	108	-	20,5	25
22005-0515072	15	A	grey cast iron	for taper bush 1610	72	114,59	92	113,45	121	-	20,5	25
22005-0515080	15	A	grey cast iron	for taper bush 1610	80	127,32	92	126,18	135	-	20,5	25
22005-0515090	15	O	grey cast iron	for taper bush 1610	90	143,24	92	142,1	-	122	20,5	25
22005-0515112	15	O	grey cast iron	for taper bush 1610	112	178,25	110	177,11	-	157	20,5	25

# Toothed pulleys

profile HTD 8M, for assembly with taper clamping bushes



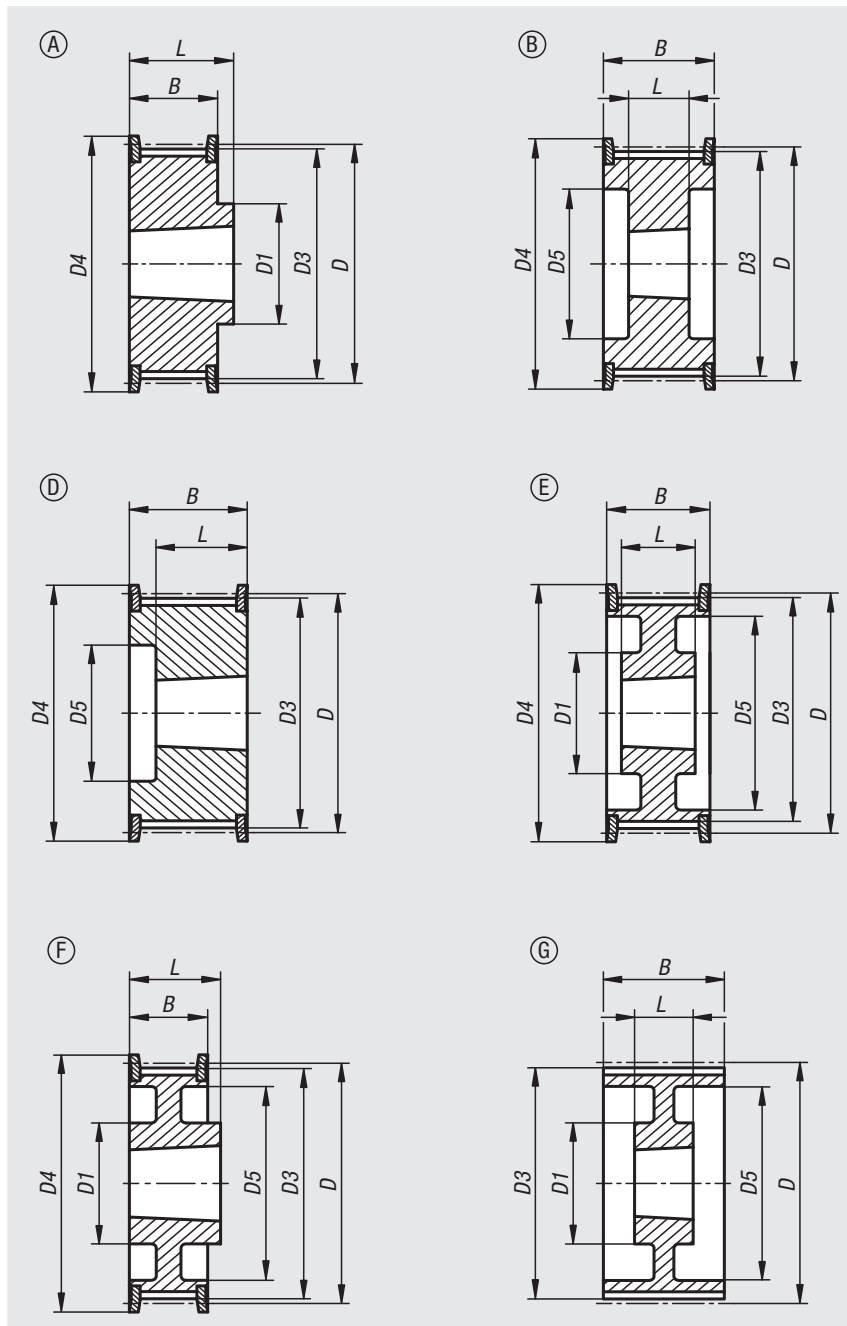
**Material:**  
Cast Iron.

**Version:**  
Phosphated

**Sample order:**  
nlm 22005-0820022

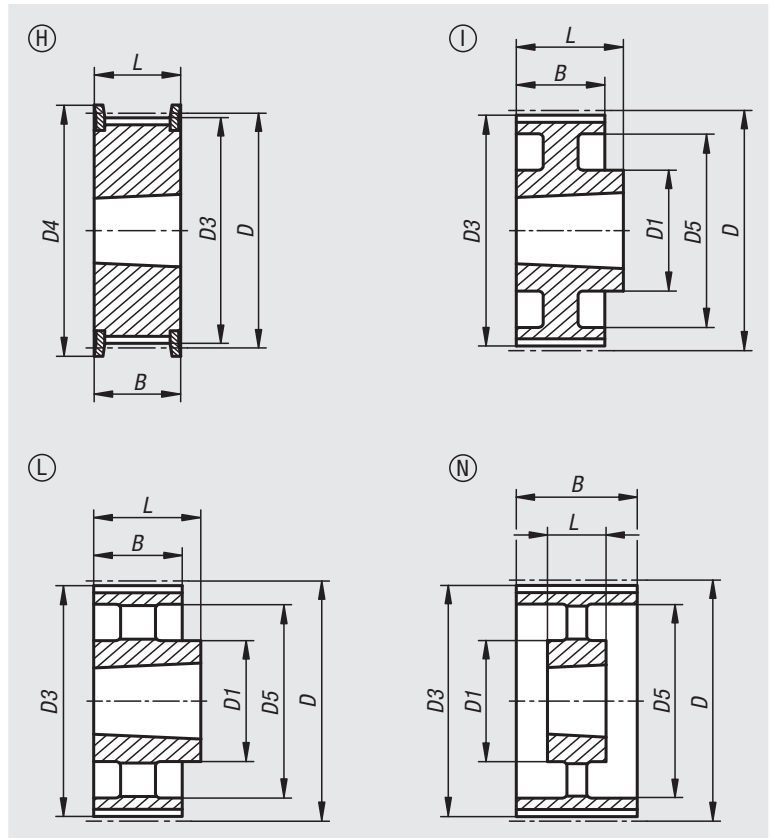
**Note:**  
Standard HTD profile with metric pitch (rounded tooting). At least one toothed belt pulley must have a rim flange. Conical hole for taper clamping bushes. The taper clamping bushes must be ordered separately and are available for various shaft diameters. Pulleys with a taper hole are statically balanced as per ISO 1940 grade G16.

**Accessories:**  
Taper clamping bushes 23200.



# Toothed pulleys

profile HTD 8M, for assembly with taper clamping bushes



Order No.	belt width	Form	Main material	Version 2	No. of teeth	D	D1 max.	D3	D4 max.	D5	B	L
22005-0820022	20	D	grey cast iron	for taper bush 1008	22	56,02	-	54,65	62	38	28	22
22005-0820024	20	D	grey cast iron	for taper bush 1108	24	61,12	-	59,74	67	42	28	22
22005-0820026	20	D	grey cast iron	for taper bush 1108	26	66,21	-	64,84	73	45	28	22
22005-0820028	20	D	grey cast iron	for taper bush 1108	28	71,3	-	69,93	77	52	28	22
22005-0820030	20	D	grey cast iron	for taper bush 1108	30	76,39	-	75,02	84	56	28	22
22005-0820032	20	D	grey cast iron	for taper bush 1610	32	81,49	-	80,12	88	65	28	25
22005-0820034	20	D	grey cast iron	for taper bush 1610	34	86,58	-	85,21	94	66	28	25
22005-0820036	20	D	grey cast iron	for taper bush 1610	36	91,67	-	90,3	98	68	28	25
22005-0820038	20	D	grey cast iron	for taper bush 1610	38	96,77	-	95,39	104	76	28	25
22005-0820040	20	D	grey cast iron	for taper bush 1610	40	101,86	-	100,49	108	80	28	25
22005-0820044	20	A	grey cast iron	for taper bush 2012	44	112,05	99	110,67	121	-	28	32
22005-0820048	20	A	grey cast iron	for taper bush 2012	48	122,23	105	120,86	129	-	28	32
22005-0820056	20	A	grey cast iron	for taper bush 2012	56	142,6	110	141,23	150	-	28	32
22005-0820064	20	F	grey cast iron	for taper bush 2012	64	162,97	110	161,6	168	140	28	32
22005-0820072	20	F	grey cast iron	for taper bush 2012	72	183,35	110	181,97	192	158	28	32
22005-0820080	20	I	grey cast iron	for taper bush 2012	80	203,74	110	202,35	-	178	28	32
22005-0820090	20	L	grey cast iron	for taper bush 2012	90	229,18	110	227,81	-	204	28	32

## Toothed pulleys

profile HTD 8M, for assembly with taper clamping bushes

Order No.	belt width	Form	Main material	Version 2	No. of teeth	D	D1 max.	D3	D4 max.	D5	B	L
22005-0830022	30	D	grey cast iron	for taper bush 1008	22	56,02	-	54,65	62	38	38	22
22005-0830024	30	D	grey cast iron	for taper bush 1108	24	61,12	-	59,74	67	42	38	22
22005-0830026	30	D	grey cast iron	for taper bush 1108	26	66,21	-	64,84	73	45	38	22
22005-0830028	30	D	grey cast iron	for taper bush 1108	28	71,3	-	69,93	77	52	38	22
22005-0830030	30	H	grey cast iron	for taper bush 1615	30	76,39	-	75,02	84	-	38	38
22005-0830032	30	H	grey cast iron	for taper bush 1615	32	81,49	-	80,12	88	-	38	38
22005-0830034	30	H	grey cast iron	for taper bush 1615	34	86,58	-	85,21	94	-	38	38
22005-0830036	30	H	grey cast iron	for taper bush 1615	36	91,67	-	90,3	98	-	38	38
22005-0830038	30	H	grey cast iron	for taper bush 1615	38	96,77	-	95,39	104	-	38	38
22005-0830040	30	H	grey cast iron	for taper bush 1615	40	101,86	-	100,49	108	-	38	38
22005-0830044	30	B	grey cast iron	for taper bush 2012	44	112,05	-	110,67	121	90	38	32
22005-0830048	30	B	grey cast iron	for taper bush 2012	48	122,23	-	120,86	129	98	38	32
22005-0830056	30	B	grey cast iron	for taper bush 2012	56	142,6	-	141,23	150	118	38	32
22005-0830064	30	F	grey cast iron	for taper bush 2517	64	162,97	125	161,6	168	140	38	45
22005-0830072	30	F	grey cast iron	for taper bush 2517	72	183,35	125	181,97	192	158	38	45
22005-0830080	30	I	grey cast iron	for taper bush 2517	80	203,74	125	202,35	-	178	38	45
22005-0830090	30	L	grey cast iron	for taper bush 2517	90	229,18	125	227,81	-	204	38	45
22005-0830112	30	L	grey cast iron	for taper bush 2517	112	285,21	125	283,83	-	260	38	45
22005-0830144	30	L	grey cast iron	for taper bush 2517	144	366,69	125	365,32	-	341	38	45

Order No.	belt width	Form	Main material	Version 2	No. of teeth	D	D1 max.	D3	D4 max.	D5	B	L
22005-0850028	50	B	grey cast iron	for taper bush 1108	28	71,3	-	69,93	77	52	60	22
22005-0850030	50	D	grey cast iron	for taper bush 1615	30	76,39	-	75,02	84	58	60	38
22005-0850032	50	D	grey cast iron	for taper bush 1615	32	81,49	-	80,12	88	60	60	38
22005-0850034	50	D	grey cast iron	for taper bush 1615	34	86,58	-	85,21	94	66	60	38
22005-0850036	50	D	grey cast iron	for taper bush 1615	36	91,67	-	90,3	98	68	60	38
22005-0850038	50	D	grey cast iron	for taper bush 1615	38	96,77	-	95,39	104	75	60	38
22005-0850040	50	B	grey cast iron	for taper bush 2012	40	101,86	-	100,49	108	80	60	32
22005-0850044	50	B	grey cast iron	for taper bush 2012	44	112,05	-	110,67	121	90	60	32
22005-0850048	50	B	grey cast iron	for taper bush 2012	48	122,23	-	120,86	129	100	60	32
22005-0850056	50	B	grey cast iron	for taper bush 2517	56	142,6	-	141,23	150	120	60	45
22005-0850064	50	E	grey cast iron	for taper bush 2517	64	162,97	120	161,6	168	138	60	45
22005-0850072	50	E	grey cast iron	for taper bush 2517	72	183,35	125	181,97	192	158	60	45
22005-0850080	50	G	grey cast iron	for taper bush 3020	80	203,74	170	202,35	-	178	60	51
22005-0850090	50	G	grey cast iron	for taper bush 3020	90	229,18	170	227,81	-	204	60	51
22005-0850112	50	N	grey cast iron	for taper bush 3020	112	285,21	170	283,83	-	260	60	51
22005-0850144	50	N	grey cast iron	for taper bush 3020	144	366,69	170	365,32	-	341	60	51
22005-0850168	50	N	grey cast iron	for taper bush 3020	168	427,8	198	426,42	-	402	60	51
22005-0850192	50	N	grey cast iron	for taper bush 3020	192	488,92	198	487,54	-	462	60	51