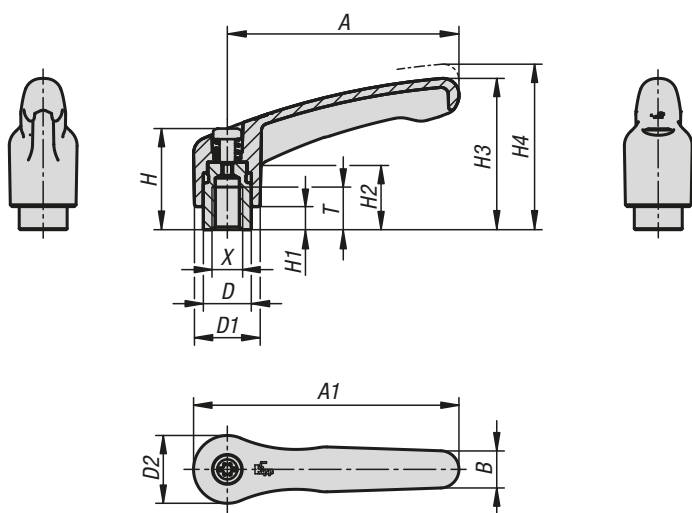


# Clamping levers plastic

with internal thread, steel parts black oxidised



The plastic clamping lever with ergonomic grip design offers a high-quality, modern appearance in combination with very pleasant haptics.

The clamping lever is made of a special high-performance plastic and is available in many standard colours.

The advantages of the clamping lever are high rigidity and strength. The light weight make it ideal for mobile applications.

**Material:**

High performance fibreglass reinforced thermoplastic.  
Steel parts grade 5.8.

**Version:**

Steel parts black oxidised.

**Sample order:**

K1700.10486 (lever colour signal green)

**Note:**

△ Add the desired grip colour here.

**Method of operation:**

When not actuated, the handle is engaged in the tooth insert by a gear ring, thus allowing the thread to be fastened or released. When raised, the handle can be re-positioned and then re-engaged in the gear ring by spring force.

**Application:**

Machine, equipment and plant construction, rehabilitation sector.

**Temperature range:**

Permanent temperature max. 100 °C.  
Brief use with temperatures up to 130 °C.

**Advantages:**

Seven colour variants.


**On request:**

Other female threads and special versions.  
Length "H1" optionally available in other lengths for an additional charge.

High temperature black-grey plastic.  
Permanent operating temperature  
acc. to IEC 216 150 °C - 160 °C max.  
Brief use with temperatures up to 250 °C.

## Clamping levers plastic

with internal thread, steel parts black oxidised

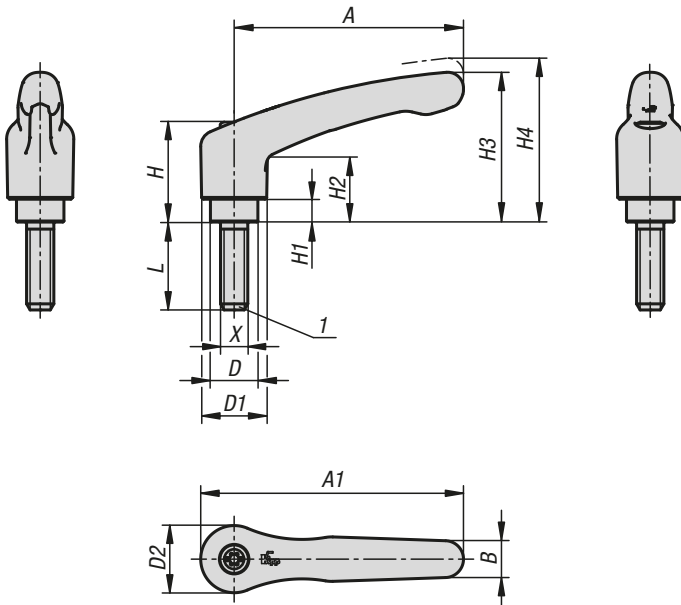


### KIPP Clamping levers plastic with internal thread, steel parts black oxidised

Order No.	X	A	A1	B	D	D1	D2	H	H1	H2	H3	H4	T	No. of teeth
K1700.104Δ	M4	39,9	46,8	7,9	10	13,2	13,8	24,5	4	14,2	30,8	35	9	16
K1700.105Δ	M5	39,9	46,8	7,9	10	13,2	13,8	24,5	4	14,2	30,8	35	9	16
K1700.106Δ	M6	39,9	46,8	7,9	10	13,2	13,8	24,5	4	14,2	30,8	35	9	16
K1700.206Δ	M6	65,2	74,8	10,5	13,5	18,5	19,1	28,5	6,5	18,6	42,6	47,1	12	20
K1700.208Δ	M8	65,2	74,8	10,5	13,5	18,5	19,1	28,5	6,5	18,6	42,6	47,1	12	20
K1700.308Δ	M8	80,2	91,1	11,5	16	21,2	21,9	37	10	24	54	59,2	14	22
K1700.310Δ	M10	80,2	91,1	11,5	16	21,2	21,9	37	10	24	54	59,2	14	22
K1700.410Δ	M10	96,8	110,3	14,1	19	26,2	27,1	43,1	10	27,8	62,4	68,1	17	24
K1700.412Δ	M12	96,8	110,3	14,1	19	26,2	27,1	43,1	10	27,8	62,4	68,1	17	24
K1700.512Δ	M12	110,9	126,6	15,1	23	30,5	31,5	49,1	12	30,8	72,9	79,2	23	26
K1700.516Δ	M16	110,9	126,6	15,1	23	30,5	31,5	49,1	12	30,8	72,9	79,2	23	26

# Clamping levers plastic

with external thread, steel parts black oxidised



The plastic clamping lever with ergonomic grip design offers a high-quality, modern appearance in combination with very pleasant haptics. The clamping lever is made of a special high-performance plastic and is available in many standard colours. The advantages of the clamping lever are high rigidity and strength. The light weight make it ideal for mobile applications.

**Material:**

High performance fibreglass reinforced thermoplastic. Steel parts grade 5.8.

**Version:**

Steel parts black oxidised.

**Sample order:**

K1700.1051X20 (lever black grey; include length L)

**Note:**

Δ Add the desired grip colour here. Where  $L \geq 60$  mm the thread length is always 60 mm.

**Method of operation:**

When not actuated, the handle is engaged in the tooth insert by a gear ring, thus allowing the thread to be fastened or released. When raised, the handle can be re-positioned and then re-engaged in the gear ring by spring force.

**Application:**

Machine, equipment and plant construction, rehabilitation sector.

**Temperature range:**

Permanent temperature max. 100 °C. Brief use with temperatures up to 130 °C.

**Advantages:**

Seven colour variants.

**On request:**

Other screw sizes, screw lengths and special versions. Length "H1" optionally available in other lengths for an additional charge.

High temperature black-grey plastic.

Permanent operating temperature

acc. to IEC 216 150 °C - 160 °C max.


Brief use with temperatures up to 250 °C.

**Drawing reference:**

1) flat point DIN EN ISO 4753

## Clamping levers plastic

with external thread, steel parts black oxidised



### KIPP Clamping levers plastic with external thread, steel parts black oxidised

Order No.	X	A	A1	B	D	D1	D2	H	H1	H2	H3	H4	No. of teeth	L
K1700.105ΔX	M5	39,9	46,8	7,9	10	13,2	13,8	24,5	4	14,2	30,8	35	16	10/15/20/25/30/35/40/45/50
K1700.106ΔX	M6	39,9	46,8	7,9	10	13,2	13,8	24,5	4	14,2	30,8	35	16	10/15/20/25/30/35/40/45/50
K1700.206ΔX	M6	65,2	74,8	10,5	13,5	18,5	19,1	28,5	6,5	18,6	42,6	47,1	20	15/20/25/30/35/40/45/50/55/60
K1700.208ΔX	M8	65,2	74,8	10,5	13,5	18,5	19,1	28,5	6,5	18,6	42,6	47,1	20	15/20/25/30/35/40/45/50/55/60
K1700.210ΔX	M10	65,2	74,8	10,5	13,5	18,5	19,1	28,5	6,5	18,6	42,6	47,1	20	15/20/25/30/35/40/45/50/55/60
K1700.308ΔX	M8	80,2	91,1	11,5	16	21,2	21,9	37	10	24	54	59,2	22	15/20/25/30/35/40/45/50/55/60
K1700.310ΔX	M10	80,2	91,1	11,5	16	21,2	21,9	37	10	24	54	59,2	22	15/20/25/30/35/40/45/50/55/60
K1700.410ΔX	M10	96,8	110,3	14,1	19	26,2	27,1	43,1	10	27,8	62,4	68,1	24	20/25/30/35/40/45/50/55/60/70/80/90
K1700.412ΔX	M12	96,8	110,3	14,1	19	26,2	27,1	43,1	10	27,8	62,4	68,1	24	20/25/30/35/40/45/50/55/60/70/80/90
K1700.512ΔX	M12	110,9	126,6	15,1	23	30,5	31,5	49,1	12	30,8	72,9	79,2	26	25/30/35/40/45/50/55/60/70/80/90
K1700.516ΔX	M16	110,9	126,6	15,1	23	30,5	31,5	49,1	12	30,8	72,9	79,2	26	25/30/35/40/45/50/55/60/70/80/90