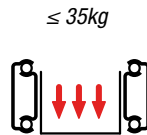
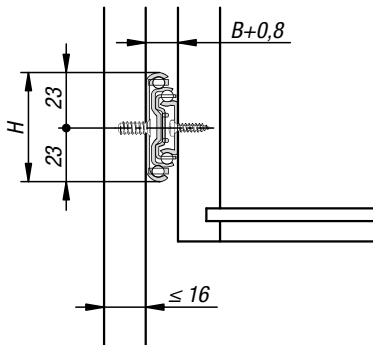
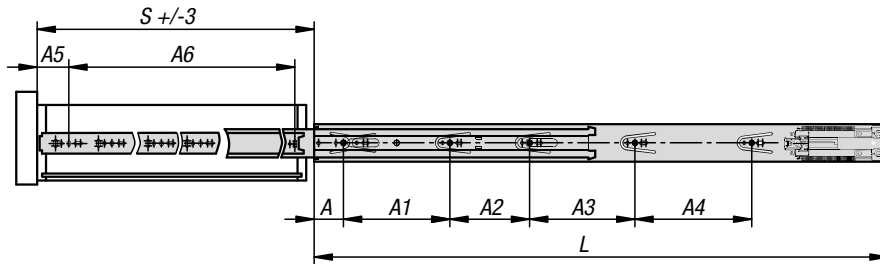


Telescopic slides, steel

for side mounting, full extension, load capacity up to 35 kg



Material:

Slides steel.
Ball cages steel and plastic.
Balls C-steel.

Version:

Slides electro zinc-plated and trivalent blue passivated.
Balls hardened.

Sample order:

K1571.0350

Note for ordering:

Supplied in pairs

Note:

On telescopic slides with full extension, the travel is equal to the installed length, which ensures greater comfort and accessibility. Interlocking in closed position. When the release lever is actuated, the drawer can be taken out easily and separated from the guide. When closing, the movement of the telescopic slides is damped by the soft closing feature and they move automatically into the end position.

The dynamic load capacity of the telescopic slides indicates the maximum load rating of a vertically mounted slide pair when the entire extension length is used. The load capacities specified refer to the maximum value for 50,000 cycles.

Attention:

The load capacity of all telescopic slides is tested to DIN EN 15338 Level 2.



KIPP Steel telescopic slides for side mounting, full extension, load capacity up to 35 kg

Order No.	A	A1	A2	A3	A4	A5	A6	B	H	L	Travel S	Loading per pair kg
K1571.0300	35	128	-	-	-	35	171	12,7	46	300	300	35
K1571.0350	35	128	64	-	-	35	220	12,7	46	350	350	35
K1571.0400	35	128	64	-	-	35	254	12,7	46	400	400	35
K1571.0450	35	128	96	-	-	35	294	12,7	46	450	450	35
K1571.0500	35	128	96	64	-	35	344	12,7	46	500	500	35
K1571.0550	35	128	96	128	-	35	394	12,7	46	550	550	35
K1571.0600	35	128	96	160	-	35	444	12,7	46	600	600	35
K1571.0650	35	128	96	128	96	35	494	12,7	46	650	650	35
K1571.0700	35	128	96	128	128	35	544	12,7	46	700	700	35