

Spring hinges

aluminium profile, 0.35 Nm



Material:

Aluminium 6060 T5.
End caps PA 6.6.
Washers POM.

Version:

Black anodised.
Colourless anodised.

Sample order:

K1179.556701

Note:

The hinges are equipped with an integrated steel tension spring. This allows automatic opening and closing of doors and hatches.
Opening angle 270°.

Opening spring torque:

$M(0^\circ) : 0.35 \text{ Nm} / M(90^\circ) : 0.24 \text{ Nm} / M(180^\circ) : 0.12 \text{ Nm}$

Closing spring torque:

$M(0^\circ) : 0.12 \text{ Nm} / M(90^\circ) : 0.24 \text{ Nm} / M(180^\circ) : 0.35 \text{ Nm}$

These hinges are designed for more than 30,000 switching cycles.

Fastening with socket head screws as described in DIN 912/ DIN EN ISO 4762.

The loading values given for the hinges are non-binding reference values, which do not consider safety factors and exclude any liability. The values given are for information purposes only and do not constitute a legally binding assurance of properties.

These load values were determined under laboratory conditions. Each user must determine individually whether the hinge is suitable for the respective application.

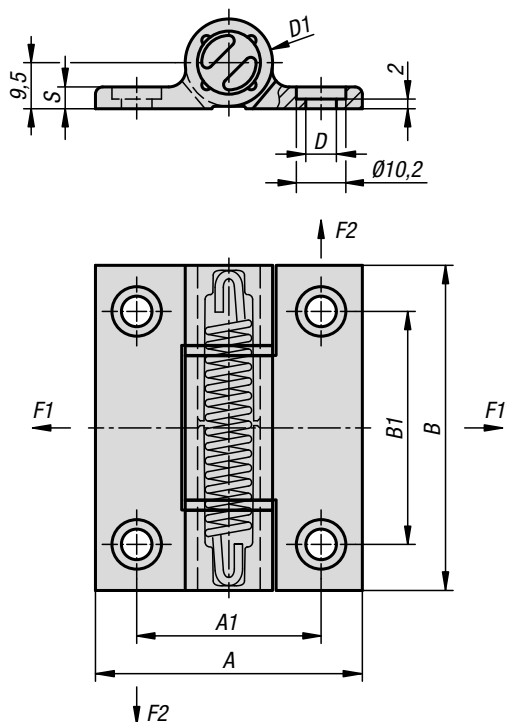
Wide differences in the materials on which the hinges are installed, the type of mounting, weather conditions and wear, can influence the determined values.

Temperature range:

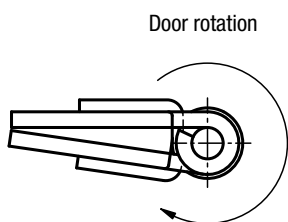
From -20°C to +80°C

Accessories:

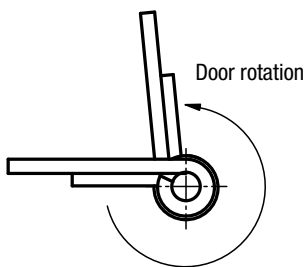
Socket head screws with hexagon socket DIN 912/ EN ISO 4762.



Hinges with closing spring



Hinges with opening spring



KIPP Spring hinges aluminium profile, 0.35 Nm

Order No.	Version 1	Main colour	Surface finish body	A	A1	B	B1	D	D1	S	F1 N	F2 N
K1179.556701	spring open	black	anodised	55	38	67	48	6,3	18	4,5	5000	4200
K1179.55670	spring open	colourless	anodised	55	38	67	48	6,3	18	4,5	5000	4200
K1179.556711	spring closed	black	anodised	55	38	67	48	6,3	18	4,5	5000	4200
K1179.55671	spring closed	colourless	anodised	55	38	67	48	6,3	18	4,5	5000	4200