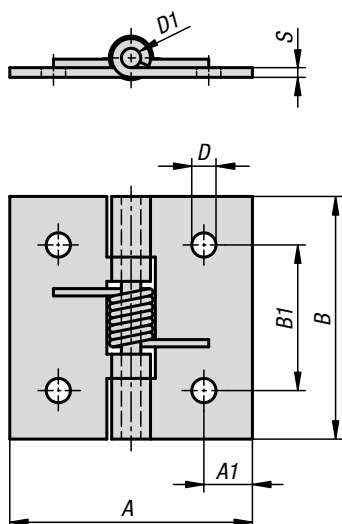


Spring hinges

steel, stainless steel or aluminium, 50 mm



Material:

Steel, 1.4301 stainless steel or 5754 aluminium.
Tension spring steel or stainless steel.

Version:

Steel electro zinc-plated
Stainless steel and aluminium, bright.
Tension spring Zn/Al alloy.

Sample order:

K1173.50500

Note:

Barrel hinges.
Opening angle 270°.

Opening spring torque:

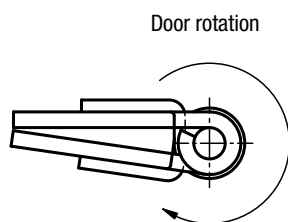
$M(0^\circ) : 1.5 \text{ Nm} / M(90^\circ) : 1.1 \text{ Nm} / M(180^\circ) : 0.65 \text{ Nm}$

Closing spring torque:

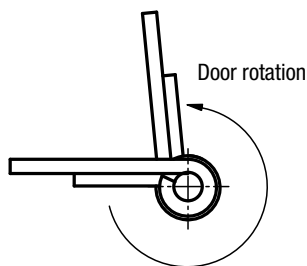
$M(0^\circ) : 0.25 \text{ Nm} / M(90^\circ) : 0.65 \text{ Nm} / M(180^\circ) : 1.1 \text{ Nm}$

By the aluminum hinges, the tension springs are steel alloyed with Zn/Al.

Hinges with closing spring



Hinges with opening spring



The loading values given for the hinges are non-binding reference values without consideration of safety factors and exclude any liability. The values given are for information purposes only and do not constitute a legally binding assurance of properties. These load values were determined under laboratory conditions. Each user must determine individually whether the hinge is suitable for the respective application.

Different materials onto which the hinges are installed and the type of mounting, weather conditions and wear can influence the determined values.

KIPP Spring hinges, steel, stainless steel or aluminium 50 mm

Order No.	Version 1	Main material	A	A1	B	B1	D	D1	S	F1 N	F2 N
K1173.50500	spring open	steel	50	9	50	30	5	4	2	1200	1200
K1173.150500	spring open	stainless steel A2	50	10	50	30	5	4	2	2780	2830
K1173.250500	spring open	aluminium	50	9	50	30	5	4	2	1030	2110
K1173.50501	spring closed	steel	50	9	50	30	5	4	2	1200	1200
K1173.150501	spring closed	stainless steel A2	50	10	50	30	5	4	2	2780	2830
K1173.250501	spring closed	aluminium	50	9	50	30	5	4	2	1030	2110