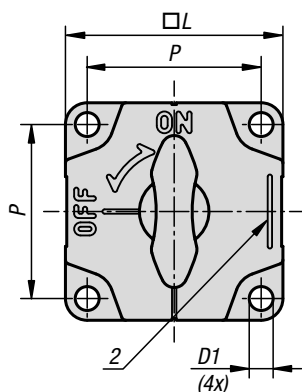
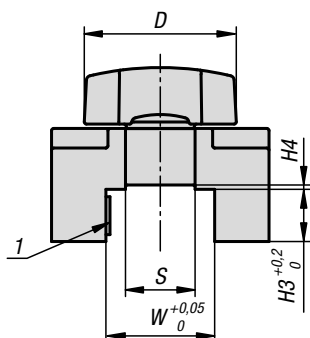
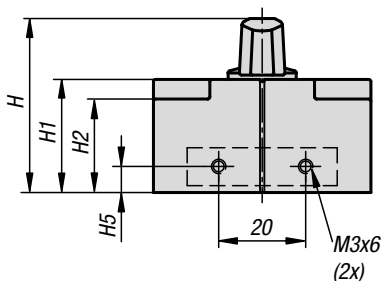
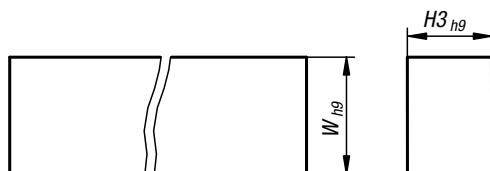


## Sliding clamps

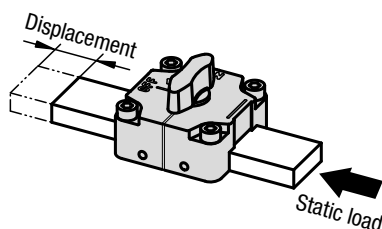
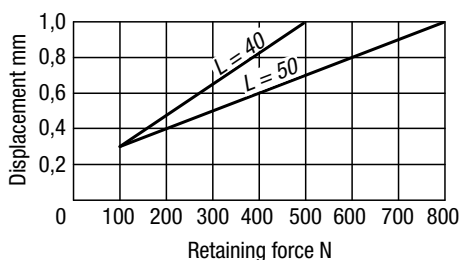
for square bars



### Installation dimensions counterpart square bar



### Displacement on static load from one direction



The forces apply to steel or stainless steel square material

### Material:

Housing die-cast zinc.  
Knob thermoplastic PA (polyamide).  
Pins and wedge stainless steel.  
Leaf spring phosphated bronze.

### Version:

Housing chromed.  
Knob black or orange, glass-bead reinforced.  
Pins and wedge bright.

### Sample order:

K1072.16162

### Note:

By turning the knob, the pins mounted in the bottom section of the sliding clamp are drawn together by the springs and forced downwards. The two pins press against the surface and fixate the sliding clamp.

### Accessories:

Base plates K1073.  
Scales stainless steel K0759.

### Functional principle:

The sliding clamps have 2 different operating principles.

#### Operating principle 1:

The sliding clamp is movable.  
The sliding clamp is bolted onto a base plate (K1073), loose plate or block placed under a fixated rectangular bar. The sliding clamp together with the plate or block can be slid up and down the fixated bar.

#### Operating principle 2:

The sliding clamp is fixated.  
The sliding clamp is bolted onto a fixated plate or block placed under a loose rectangular bar. The sliding clamp cannot move but the bar can be slid up and down over the fixated plate or block.

### Drawing reference:

- 1) Leaf spring
- 2) Reading line for scales

## KIPP Sliding clamp for square bars

Order No. black	Order No. orange	L	D	D1	H	H1	H2	H3	H4	H5	P	W	S	Holding force N	Temperature resistance
K1072.12121	K1072.12122	40	28	4,5	36	22	18,5	12	-	6	32	12	-	500	≤90 °C
K1072.16161	K1072.16162	40	28	4,5	40	26	22,5	16	-	8	32	16	-	500	≤90 °C
K1072.2591	K1072.2592	50	35	5,5	37	23	18,5	9	1	4,5	40	25	16	800	≤90 °C
K1072.25121	K1072.25122	50	35	5,5	40	26	21,5	12	1	6	40	25	16	800	≤90 °C
K1072.32121	K1072.32122	50	35	5,5	40	26	21,5	12	1	6	40	32	16	800	≤90 °C
K1072.32161	K1072.32162	50	35	5,5	44	30	25,5	16	1	8	40	32	16	800	≤90 °C