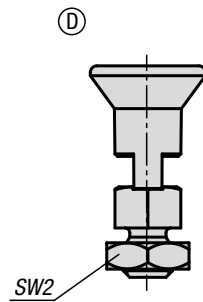
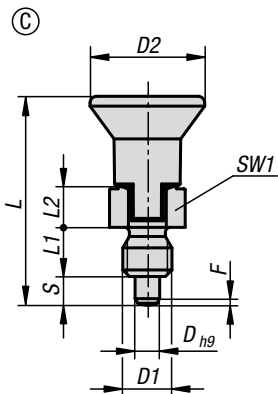
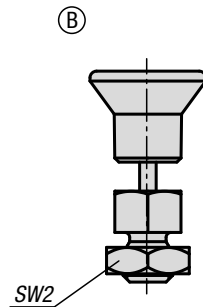
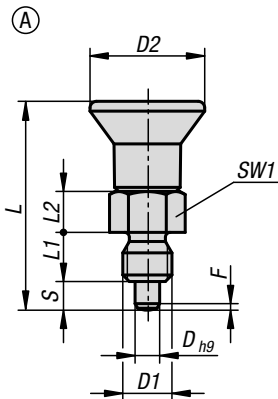


## Indexing plungers ECO

short version

**Material:**

Steel version:  
Indexing pin not hardened.  
Threaded sleeve 1.0718.  
Indexing pin 1.4305.

Stainless steel version:  
Indexing pin not hardened.  
Threaded sleeve and indexing pin 1.4305.

Mushroom knob black grey thermoplastic.

**Version:**

Steel version:  
Indexing pin hardened.  
Threaded sleeve trivalent blue passivated.  
Indexing pin bright.

Stainless steel version:  
Indexing pin not hardened.  
Steel parts bright.

**Sample order:**

K0748.01903060

**Note:**

Indexing plungers are used to prevent changes to the locking position due to lateral forces. Another locking position can be set only after the plunger has been manually released. Indexing plungers with regular thread and unpolished and unhardened indexing pins are a cost-effective alternative to existing indexing plungers. But their degree of precision is still sufficient for many applications. The smaller production tolerances also make these products less sensitive to the alignment errors that can occur when aligning indexing plungers with the hole in the counter piece. Pay attention to the max. tightening torque when assembling.

**On request:**

Special versions.

**Drawing reference:**

Form A: non-lockout type, without locknut  
Form B: non-lockout type, with locknut  
Form C: lockout type, without locknut  
Form D: lockout type, with locknut

## Indexing plungers ECO

short version



## KIPP Indexing plungers ECO, short version, steel, indexing pin not hardened

Order No. Form A	Order No. Form B	Order No. Form C	Order No. Form D	D	D1	D2	L	L1	L2	Travel S	SW1	SW2	Fx30°	Spring force initial pressure F1 approx. N	Spring force final pressure F2 approx. N	Tightening torque max. Nm
K0748.01903060	K0748.02903060	K0748.03903060	K0748.04903060	3	M6	14	25,5	6	5	3,5	8	-/10-/10	0,8	3,5	8	2
K0748.01004080	K0748.02004080	K0748.03004080	K0748.04004080	4	M8	18	29,5	6	6	4	10	-/13-/13	1	3,5	9	2
K0748.01105100	K0748.02105100	K0748.03105100	K0748.04105100	5	M10	21	34,5	8	7	5	13	-/17-/17	1,3	6	12	7
K0748.01206120	K0748.02206120	K0748.03206120	K0748.04206120	6	M12	25	41,7	10	8	6	14	-/19-/19	1,8	6	12	15
K0748.01308160	K0748.02308160	K0748.03308160	K0748.04308160	8	M16	33	54	12	10	8	19	-/24-/24	2,3	6	13	20

## KIPP Indexing plungers ECO, short version, stainless steel, indexing pin not hardened

Order No. Form A	Order No. Form B	Order No. Form C	Order No. Form D	D	D1	D2	L	L1	L2	Travel S	SW1	SW2	Fx30°	Spring force initial pressure F1 approx. N	Spring force final pressure F2 approx. N	Tightening torque max. Nm
K0748.11903060	K0748.12903060	K0748.13903060	K0748.14903060	3	M6	14	25,5	6	5	3,5	8	-/10-/10	0,8	3,5	8	2
K0748.11004080	K0748.12004080	K0748.13004080	K0748.14004080	4	M8	18	29,5	6	6	4	10	-/13-/13	1	3,5	9	2
K0748.11105100	K0748.12105100	K0748.13105100	K0748.14105100	5	M10	21	34,5	8	7	5	13	-/17-/17	1,3	6	12	7
K0748.11206120	K0748.12206120	K0748.13206120	K0748.14206120	6	M12	25	41,7	10	8	6	14	-/19-/19	1,8	6	12	15
K0748.11308160	K0748.12308160	K0748.13308160	K0748.14308160	8	M16	33	54	12	10	8	19	-/24-/24	2,3	6	13	20