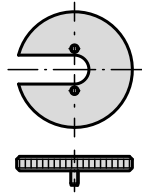
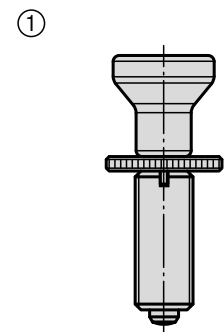
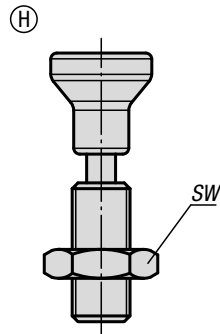
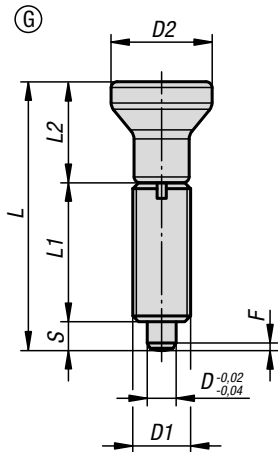


Indexing plungers

stainless steel without collar

**Material:**

Indexing pin hardened:
Threaded sleeve 1.4305.
Indexing pin 1.4034.

Indexing pin not hardened:
Threaded sleeve 1.4305.
Indexing pin 1.4305.

Mushroom grip 1.4305, fine turned.

Version:

Bright.
Indexing pin ground.

Sample order:

K0634.001004

Note:

Indexing plungers are used to prevent any change in locking position due to lateral forces. A new locking position can only be set after the pin has been manually disengaged.

A screw-in washer can be supplied to help screw the indexing plungers in. The washer slides beneath the disengaged mushroom knob so that the follower pins engage in the slot.

On request:

Special versions.

Accessories:

Spacer rings K0665

Drawing reference:

Form G: without locknut

Form H: with locknut

1) Indexing plunger with screw-in washer

Indexing plungers

stainless steel without collar



KIPP Indexing plungers stainless steel without collar, indexing pin hardened

Order No. Form G	Order No. Form H	D	D1	D2	L	L1	L2	Travel S	SW	Fx30°	Spring force initial pressure F1 approx. N	Spring force final pressure F2 approx. N	Order No. screw-in washer
K0634.001903	K0634.002903	3	M6x0,75	14	34,5	17	14	3,5	-/10	0,8	4,5	10	K0344.99
K0634.001004	K0634.002004	4	M8x1	18	43	21	18	4	-/13	1	6	12	K0344.90
K0634.001105	K0634.002105	5	M10x1	21	50	24	21	5	-/17	1,3	5	12	K0344.91
K0634.001206	K0634.002206	6	M12x1,5	25	59	28	25	6	-/19	1,8	6	14	K0344.92
K0634.001308	K0634.002308	8	M16x1,5	33	77	36	33	8	-/24	2,3	15	35	K0344.93
K0634.001410	K0634.002410	10	M20x1,5	33	83	40	33	10	-/30	2,8	15	34	K0344.94
K0634.001412	K0634.002412	12	M20x1,5	33	87	42	33	12	-/30	2,8	15	39	K0344.94
K0634.001516	K0634.002516	16	M24x2	40	106	50	40	16	-/36	3,2	20	46	K0344.95

KIPP Indexing plungers stainless steel without collar, indexing pin not hardened

Order No. Form G	Order No. Form H	D	D1	D2	L	L1	L2	Travel S	SW	Fx30°	Spring force initial pressure F1 approx. N	Spring force final pressure F2 approx. N	Order No. screw-in washer
K0634.111903	K0634.112903	3	M6x0,75	14	34,5	17	14	3,5	-/10	0,8	4,5	10	K0344.99
K0634.111004	K0634.112004	4	M8x1	18	43	21	18	4	-/13	1	6	12	K0344.90
K0634.111105	K0634.112105	5	M10x1	21	50	24	21	5	-/17	1,3	5	12	K0344.91
K0634.111206	K0634.112206	6	M12x1,5	25	59	28	25	6	-/19	1,8	6	14	K0344.92
K0634.111308	K0634.112308	8	M16x1,5	33	77	36	33	8	-/24	2,3	15	35	K0344.93
K0634.111410	K0634.112410	10	M20x1,5	33	83	40	33	10	-/30	2,8	15	34	K0344.94
K0634.111412	K0634.112412	12	M20x1,5	33	87	42	33	12	-/30	2,8	15	39	K0344.94
K0634.111516	K0634.112516	16	M24x2	40	106	50	40	16	-/36	3,2	20	46	K0344.95