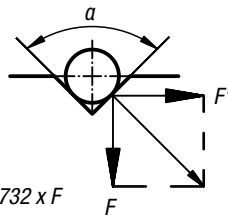
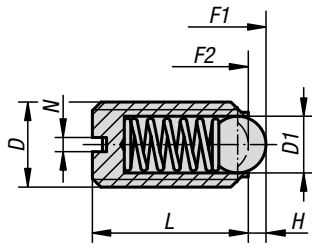


Spring plungers

with slot and ball, steel



$\alpha = 60^\circ, F' = 1,732 \times F$
 $\alpha = 90^\circ, F' = F$
 $\alpha = 120^\circ, F' = 0,577 \times F$

Material:

Sleeve steel grade 5.8.

Ball steel.

Spring grade D steel wire.

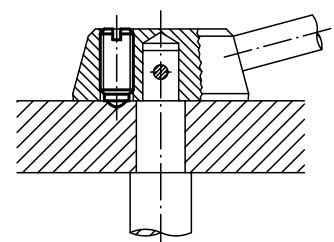
Version:

Black oxidised. Ball hardened.

Sample order:

K0309.203

handle indexing



Spring plungers

with slot and ball, steel



KIPP Spring plungers with slot and ball, standard spring

Order No.	D	D1	L	H	N	Spring force initial pressure F1 approx. N	Spring force final pressure F2 approx. N
K0309.03	M3	1,5	7	0,4	0,4	1,5	3
K0309.04	M4	2,5	9	0,8	0,6	4	10
K0309.05	M5	3	12	0,9	0,8	6	11
K0309.06	M6	3,5	14	1	1	9	13
K0309.08	M8	5	16	1,5	1,2	15	30
K0309.10	M10	6	19	2	1,6	20	40
K0309.12	M12	8	22	2,5	2	30	55
K0309.16	M16	10	24	3,5	2,5	65	125
K0309.20	M20	12	30	4,5	2,5	80	160

KIPP Spring plungers with slot and ball, reinforced spring

Order No.	D	D1	L	H	N	Spring force initial pressure F1 approx. N	Spring force final pressure F2 approx. N
K0309.203	M3	1,5	7	0,4	0,4	5	7
K0309.204	M4	2,5	9	0,8	0,6	12	22
K0309.205	M5	3	12	0,9	0,8	19	30
K0309.206	M6	3,5	14	1	1	28	40
K0309.208	M8	5	16	1,5	1,2	47	73
K0309.210	M10	6	19	2	1,6	66	100
K0309.212	M12	8	22	2,5	2	66	120
K0309.216	M16	10	24	3,5	2,5	90	180
K0309.220	M20	12	30	4,5	2,5	115	240

KIPP Spring plungers with slot and ball, long version, standard spring

Order No.	D	D1	L	H	N	Spring force initial pressure F1 approx. N	Spring force final pressure F2 approx. N
K0309.404	M4	2,5	16	0,8	0,6	4	10
K0309.405	M5	3	20	0,9	0,8	6	11
K0309.406	M6	3,5	25	1	1	9	13
K0309.408	M8	5	30	1,5	1,2	15	30
K0309.410	M10	6	35	2	1,6	20	40
K0309.412	M12	8	40	2,5	2	30	55
K0309.416	M16	10	45	3,5	2,5	65	125