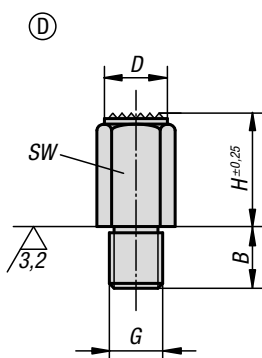
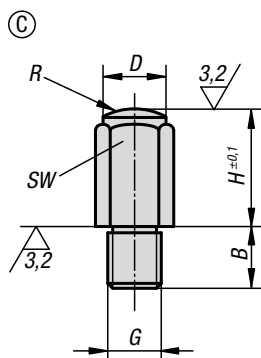
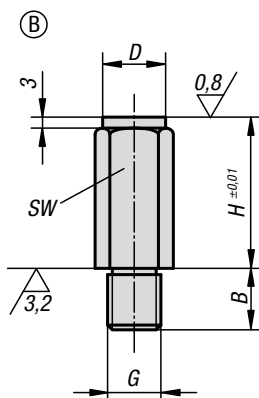
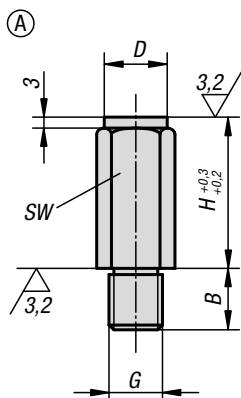


Positioning feet



Material:
Body high carbon steel.

Version:
Body tempered and black oxidised.
Contact faces case-hardened.

Sample order:
K0299.106010

Note:
These positioning feet are used as supports for rough and machined parts. They can also be used as stops and thrust pads in fixtures and toolmaking.

Drawing reference:
Form A: Flat face hardened
Form B: Flat face hardened and ground
Form C: Spherical face hardened
Form D: Serrated face tempered

KIPP Positioning feet

Order No. Form A	Order No. Form B	Order No. Form C	Order No. Form D	B	D	G	H	R	SW
K0299.106010	K0299.206010	K0299.306010	K0299.406010	11	10	M6	10	-/-/15/-	10
K0299.106020	K0299.206020	K0299.306020	K0299.406020	11	10	M6	20	-/-/15/-	10
K0299.108010	K0299.208010	K0299.308010	-	13	13	M8	10	-/-/20	13
K0299.108015	K0299.208015	K0299.308015	K0299.408015	13	13	M8	15	-/-/20/-	13
K0299.108030	K0299.208030	K0299.308030	K0299.408030	13	13	M8	30	-/-/20/-	13
K0299.110010	K0299.210010	K0299.310010	-	16	17	M10	10	-/-/30	17
K0299.110020	K0299.210020	K0299.310020	K0299.410020	16	17	M10	20	-/-/30/-	17
K0299.110040	K0299.210040	K0299.310040	K0299.410040	16	17	M10	40	-/-/30/-	17
K0299.112010	K0299.212010	K0299.312010	-	20	19	M12	10	-/-/40	19
K0299.112025	K0299.212025	K0299.312025	K0299.412025	20	19	M12	25	-/-/35/-	19
K0299.112050	K0299.212050	K0299.312050	K0299.412050	20	19	M12	50	-/-/35/-	19
K0299.116015	K0299.216015	K0299.316015	-	24	27	M16	15	-/-/50	27
K0299.116030	K0299.216030	K0299.316030	K0299.416030	24	27	M16	30	-/-/50/-	27
K0299.116060	K0299.216060	K0299.316060	K0299.416060	24	27	M16	60	-/-/50/-	27
K0299.120040	K0299.220040	K0299.320040	K0299.420040	29	32	M20	40	-/-/60/-	32
K0299.120080	K0299.220080	K0299.320080	K0299.420080	29	32	M20	80	-/-/60/-	32