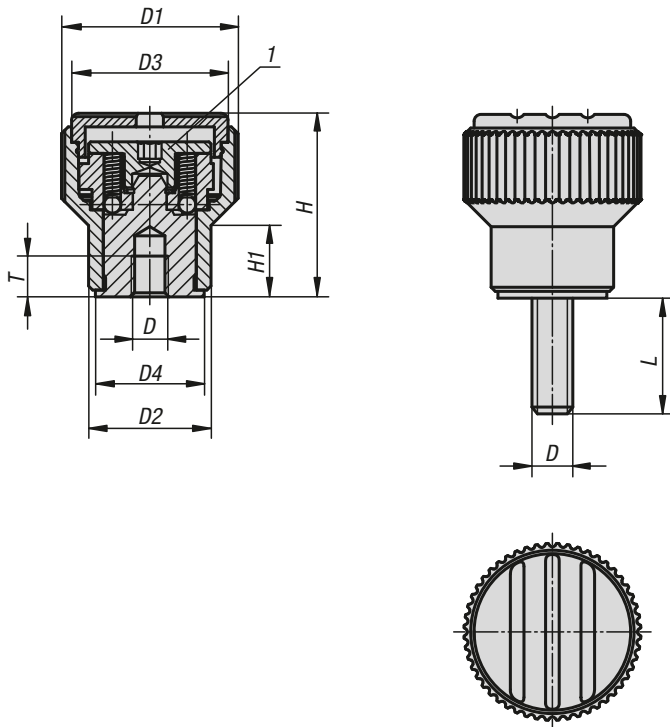


## Knurled torque knobs



**Material:**

Thermoplastic, black grey.  
Bush and screw steel 5.8.

**Version:**

Bush black oxidised.  
Screw trivalent blue passivated.

**Sample order:**

K0277.2056X30  
(cap colour traffic red; include length L)








**Note:**

The set screw sets the required torque. The knob de-clutches and turns freely when the desired torque is reached.

Δ Add the desired cap colour here. No colour code is required for black grey caps.

**Drawing reference:**

1) adjusting screw for setting the torque

black grey  RAL 7021	pure orange Δ = 1  RAL 2004	signal green Δ = 2  RAL 6032	traffic blue Δ = 3  RAL 5017
light grey Δ = 5  RAL 7035	traffic red Δ = 6  RAL 3020	colza yellow Δ = 7  RAL 1021	

### KIPP Knurled torque knobs with internal thread

Order No.	Component material	D	D1	D2	D3	D4	H	H1	T	Torque Nm
K0277.205Δ	steel	M5	26	18	23	16	27	10,5	5	0,1 - 0,3
K0277.206Δ	steel	M6	26	18	23	16	27	10,5	6	0,1 - 0,3
K0277.306Δ	steel	M6	34	22	31	20	37,5	14,5	10	0,1 - 0,3
K0277.308Δ	steel	M8	34	22	31	20	37,5	14,5	14	0,1 - 0,3

### KIPP Knurled torque knobs with external thread

Order No.	Component material	D	D1	D2	D3	D4	H	H1	L	Torque Nm
K0277.205ΔX	steel	M5	26	18	23	16	27	10,5	30/50	0,1 - 0,3
K0277.206ΔX	steel	M6	26	18	23	16	27	10,5	30/50	0,1 - 0,3
K0277.306ΔX	steel	M6	34	22	31	20	37,5	14,5	40/60	0,1 - 0,3
K0277.308ΔX	steel	M8	34	22	31	20	37,5	14,5	40/60	0,1 - 0,3