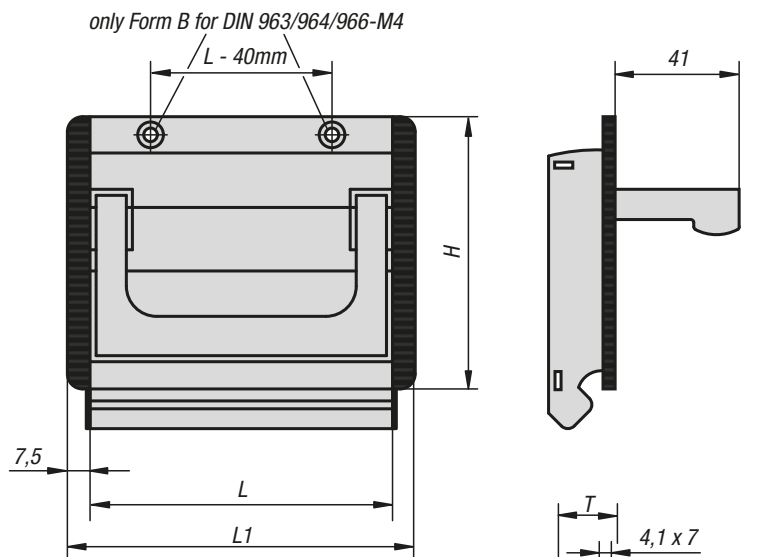


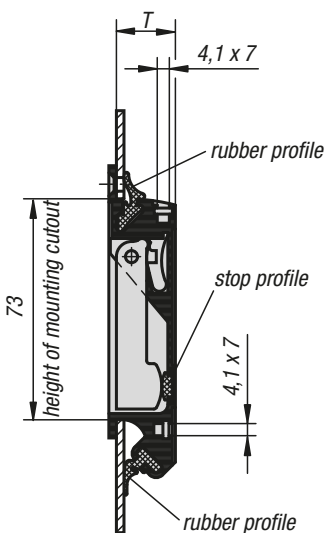
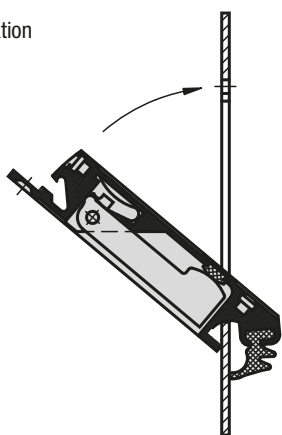
## Recessed handles

fold-down

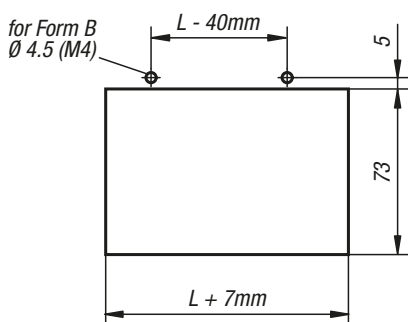
19"



installation



mounting cutout



**Material:**

Tray and grip aluminium profile.  
End caps polyamide.  
Form A: Rubber profile for mounting.  
Form B: 2 steel countersunk screws for mounting.

**Version:**

Tray and grip glass-bead blasted, satin finish and anodised black or natural colour.  
Rubber profile black.  
Fastening screws electro zinc-plated.

**Sample order:**

K0239.10011

**Note:**

Form A handles can be mounted without screws for material thicknesses of 1 - 2.5 mm using 2 rubber profiles.  
Form B handles can be mounted from the front with 2 countersunk screws.

Two cross-slots for M4 screws allow earthing connection and can serve as a mounting aid for additional parts.

**Assembly:**

After fitting the lower rubber profile, press the two side caps onto the handle. Next press the handle over the lower edge of the mounting cutout at a 45° angle and then push it up against the housing panel. Now push the 2nd rubber profile into the upper groove or fix in place with 2 countersunk screws.

### KIPP Recessed handles fold-down

Order No. black	Order No. natural	Form	Version 2	H	L	L1	T	Mounting cutout	Load capacity N
K0239.10011	K0239.10013	A	plug-in	90	100	115	19,5	107 x 73	500
K0239.11811	K0239.11813	A	plug-in	90	118	133	19,5	125 x 73	500
K0239.16711	K0239.16713	A	plug-in	90	167	182	19,5	174 x 73	500
K0239.10021	K0239.10023	B	screw on	90	100	115	19,5	107 x 73	500
K0239.11821	K0239.11823	B	screw on	90	118	133	19,5	125 x 73	500
K0239.16721	K0239.16723	B	screw on	90	167	182	19,5	174 x 73	500