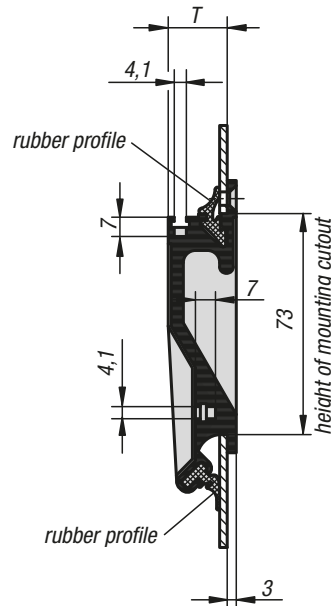
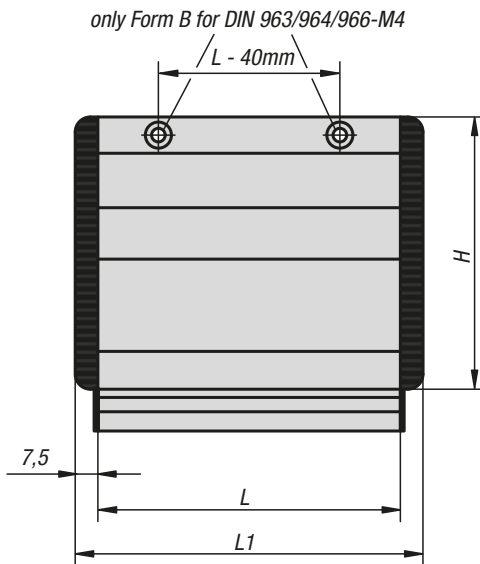


Recessed handles

19"



Material:

Grip aluminium profile.
 End caps polyamide.
 Form A: rubber profile for mounting.
 Form B: 2 steel countersunk screws for mounting.

Version:

Handle glass-bead blasted, satin finish and anodised black or natural colour.
 Rubber profile black.
 Fastening screws electro zinc-plated.

Sample order:

K0238.10011

Note:

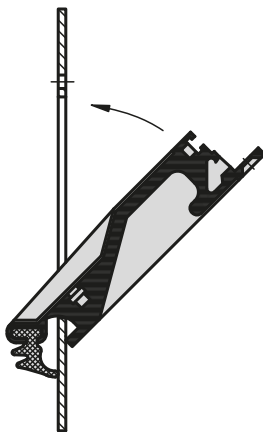
The Form A handles can be mounted without screws by material thicknesses of 1 - 2.5 mm. Two rubber profiles ensure an absolutely firm hold.
 The Form B handles can be mounted from the front with 2 countersunk screws.

Two cross-slots offset by 90° for M4 screws allow an earthing cable to be connected and can serve as mounting aids for additional parts.

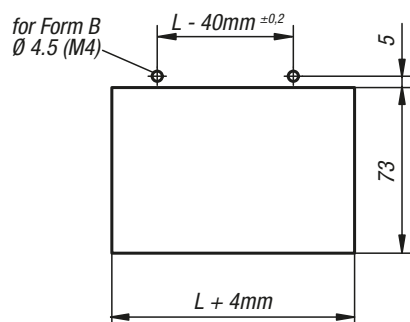
Assembly:

After fitting the lower rubber profile, press the two side caps onto the handle. Next press the handle over the lower edge of the mounting cutout at a 45° angle and then push it up against the housing panel.
 Now, depending on which type is being used, push the 2nd rubber profile into the upper groove or fix in place with 2 countersunk screws.

installation



mounting cutout



KIPP Recessed handles

Order No. black	Order No. natural	Form	Version 2	H	L	L1	T	Mounting cutout	Load capacity N
K0238.10011	K0238.10013	A	plug-in	90	100	115	19,5	104 x 73	500
K0238.11811	K0238.11813	A	plug-in	90	118	133	19,5	122 x 73	500
K0238.16711	K0238.16713	A	plug-in	90	167	182	19,5	171 x 73	500
K0238.10021	K0238.10023	B	screw on	90	100	115	19,5	104 x 73	500
K0238.11821	K0238.11823	B	screw on	90	118	133	19,5	122 x 73	500
K0238.16721	K0238.16723	B	screw on	90	167	182	19,5	171 x 73	500