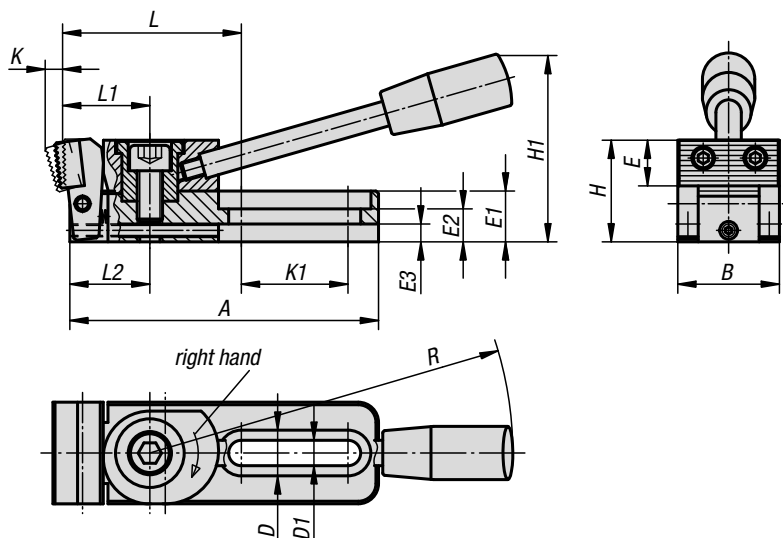


Side clamps



Material:

Steel.

Version:

Case-hardened and black oxidised.

Sample order:

K0034.006010

Note:

This is a quick-action side clamp where workpieces are clamped by rotating a cam wheel which exerts pressure on the swivel jaw, simultaneously producing a positive down force.

Using the stop screw and centring bush (see diagram), the side clamp can be mounted and positioned on a modular grid system.

The versions K0034.006010, K0034.006015, K0034.006030 and K0034.006035 have 2 round carbide inserts.

Clamping force:

K0034.006... = 3800 N

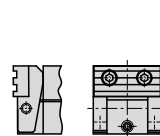
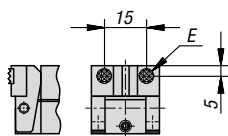
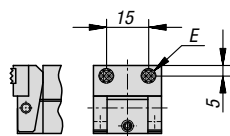
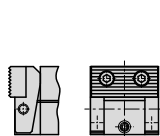
K0034.010... = 7200 N

Form A
steel jaw
serrated

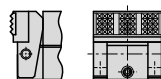
Form B
jaw with 2 round
carbide inserts

Form C
jaw with 2 round
carbide inserts
and central prism

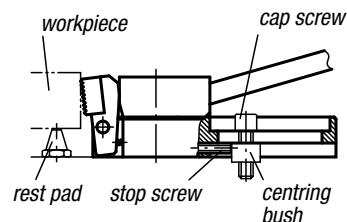
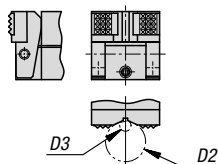
Form D
POM jaw
serrated



3 rectangular
carbide inserts



2 rectangular carbide
inserts and central prism



KIPP Side clamps

| Order No. | Form | Version 1 | A | B | D | D1 | D2 max. | D3 min. | E | E1 | E2 | E3 | H | H1 | K | K1 | L | L1 | L2 | R | F=Retaining force N |
|--------------|------|-----------|-------|----|----|------|------------|------------|------|----|----|----|----|----|-----|----|------|----|------|-----|------------------------|
| K0034.006005 | A | right | 78 | 25 | 12 | 6,2 | - | - | 11 | 12 | 8 | 4 | 25 | 45 | 4 | 26 | 46,5 | 22 | 20 | 110 | 3800 |
| K0034.010005 | A | right | 121,5 | 40 | 18 | 10,2 | - | - | 18 | 20 | 13 | 7 | 40 | 74 | 6 | 42 | 71 | 35 | 31,5 | 143 | 7200 |
| K0034.006025 | A | left | 78 | 25 | 12 | 6,2 | - | - | 11 | 12 | 8 | 4 | 25 | 45 | 4 | 26 | 46,5 | 22 | 20 | 110 | 3800 |
| K0034.010025 | A | left | 121,5 | 40 | 18 | 10,2 | - | - | 18 | 20 | 13 | 7 | 40 | 74 | 6 | 42 | 71 | 35 | 31,5 | 143 | 7200 |
| K0034.006010 | B | right | 78 | 25 | 12 | 6,2 | - | - | ∅8 | 12 | 8 | 4 | 24 | 45 | 3,5 | 26 | 46,5 | 22 | 20 | 110 | 3800 |
| K0034.010010 | B | right | 121,5 | 40 | 18 | 10,2 | - | - | 12,7 | 20 | 13 | 7 | 39 | 74 | 5,5 | 42 | 73 | 35 | 31,5 | 143 | 7200 |
| K0034.006030 | B | left | 78 | 25 | 12 | 6,2 | - | - | ∅8 | 12 | 8 | 4 | 24 | 45 | 3,5 | 26 | 46,5 | 22 | 20 | 110 | 3800 |
| K0034.010030 | B | left | 121,5 | 40 | 18 | 10,2 | - | - | 12,7 | 20 | 13 | 7 | 39 | 74 | 5,5 | 42 | 73 | 35 | 31,5 | 143 | 7200 |
| K0034.006015 | C | right | 78 | 25 | 12 | 6,2 | 9,5 | 2,5 | ∅8 | 12 | 8 | 4 | 24 | 45 | 3,5 | 26 | 46,5 | 22 | 20 | 110 | 3800 |
| K0034.010015 | C | right | 121,5 | 40 | 18 | 10,2 | 27 | 4,5 | 12,7 | 20 | 13 | 7 | 39 | 74 | 5,5 | 42 | 73 | 35 | 31,5 | 143 | 7200 |
| K0034.006035 | C | left | 78 | 25 | 12 | 6,2 | 9,5 | 2,5 | ∅8 | 12 | 8 | 4 | 24 | 45 | 3,5 | 26 | 46,5 | 22 | 20 | 110 | 3800 |
| K0034.010035 | C | left | 121,5 | 40 | 18 | 10,2 | 27 | 4,5 | 12,7 | 20 | 13 | 7 | 39 | 74 | 5,5 | 42 | 73 | 35 | 31,5 | 143 | 7200 |
| K0034.006020 | D | right | 78 | 25 | 12 | 6,2 | - | - | 11 | 12 | 8 | 4 | 25 | 45 | 4 | 26 | 46,5 | 22 | 20 | 110 | 3800 |
| K0034.010020 | D | right | 121,5 | 40 | 18 | 10,2 | - | - | 18 | 20 | 13 | 7 | 40 | 74 | 6 | 42 | 70,5 | 35 | 31,5 | 143 | 7200 |
| K0034.006040 | D | left | 78 | 25 | 12 | 6,2 | - | - | 11 | 12 | 8 | 4 | 25 | 45 | 4 | 26 | 46,5 | 22 | 20 | 110 | 3800 |
| K0034.010040 | D | left | 121,5 | 40 | 18 | 10,2 | - | - | 18 | 20 | 13 | 7 | 40 | 74 | 6 | 42 | 70,5 | 35 | 31,5 | 143 | 7200 |