



Receptacles

Lockwell Receptacles assure an instant positive lock for Quick Release Pins. Ideal for blind applications when the pin needs a hardened surface for the balls to lock against. They are available in a variety of styles, sizes and mounting methods. Skin thicknesses of .032" to .500" are standard.

Features include:

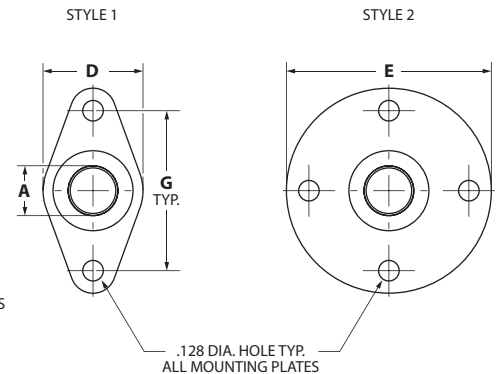
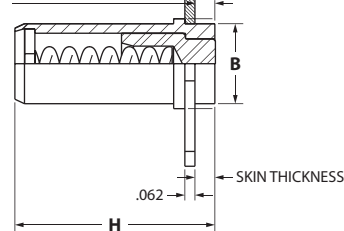
- Spring loaded
- Dust/weather seal
- Spring-assisted uncoupling

Material

CRES

Styles

MAY BE SPECIFIED FOR VARIABLE SKIN THICKNESS FOR FLUSH MOUNTING



Dimensions

Choose a receptacle size that matches your pin shank diameter. Use the same size code for your receptacle as your pin.

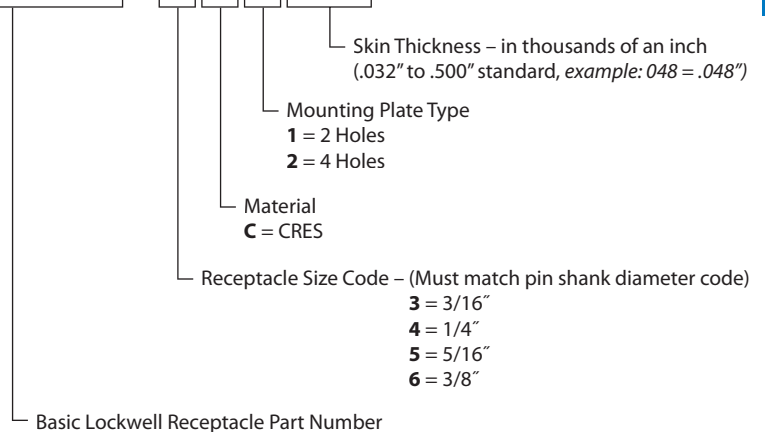
Pin Shank Dia.	Receptacle Size Code ¹	Dimensions					
		A Dia. +.001 -.000	B Dia. +.001 -.004	D	E Dia.	G	H
3/16	3	.190	.375	.625	1.281	1.000	1.25
1/4	4	.250	.375	.625	1.281	1.000	1.25
5/16	5	.312	.500	.625	1.281	1.000	1.25
3/8	6	.375	.625	.750	1.406	1.125	1.31

Note:

1. Use to complete part number.

Lockwell Receptacle Part Numbers

LW - 1981 - * C * ** *



All dimensions on this page are in inches.



Lockwell Lanyards

Lockwell lanyards and chain assemblies keep the quick release pins permanently attached to the installation. Materials include stainless steel, alloy steel and cold rolled steel. Lanyards may be purchased separately or assembled to your pin at no extra cost.

Ordering Pin & Lanyard Assemblies:

To order Lanyard and Pins as an assembly (tabs are included) simply add the Lanyard selection to your existing Lockwell Pin part number.

Specifications

Cable: Corrosion resistant steel per MIL-DTL-83420 – 1/16 DIA. 7x7. Rated full strength: 480 lbs.

Coating: Available bare or vinyl coated (red, green, black, clear per MIL-I-631, Type F, Grade A, Class II, Cat. 1)

Chain: #1 safety chain, cold rolled steel, Cad plated – supplied in .050 inch increments (± .25 in.)

Sleeve: Copper, Zinc Plated

Link: CRES of hard drawn carbon wire ASTM A313 ASTM A227

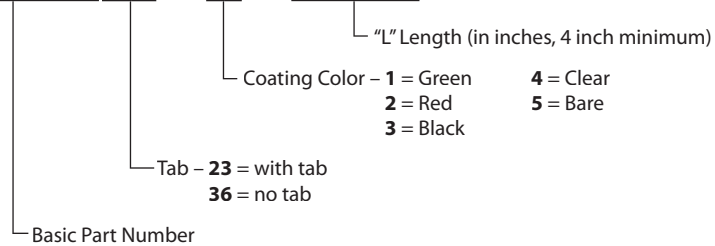
TAB: 2024-T4 Aluminum, per AMS-QQ-A-250/4, Anodized per AMS-A-8625, Type 1A, Class 1

Styles

Dimensions	Basic Part Number
	LW-10**
	LW-1145

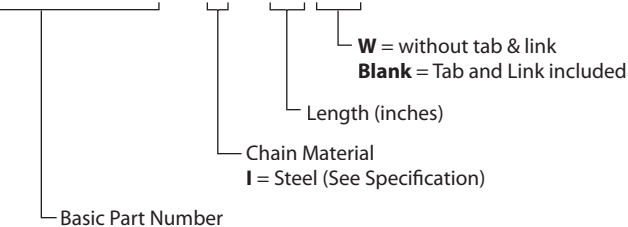
Lockwell Lanyards Part Numbers

LW – 10 – 1 – 12.00**



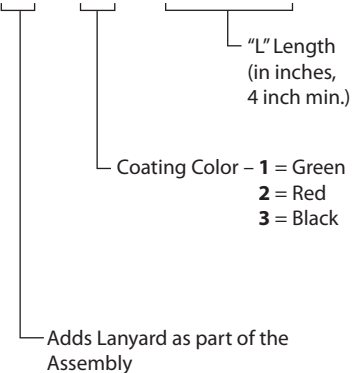
Lockwell Chain Assembly Part Numbers

LW – 1145 – I – 7 W



Lockwell Pin and Lanyard Assembly Part Numbers

(Standard Lockwell Pin Part No.) L – 1 – 12.00



All dimensions on this page are in inches.