

Southco® Draw Latches

Flexible T-handle Style

- Non-corrosive, non-conductive, UV-resistant materials
- Compensates for misalignment in 3 planes
- Absorbs and reduces vibration
- Three lengths
- Front- or Concealed-installation
- Built-in drag keeps latch stationary when unlatched

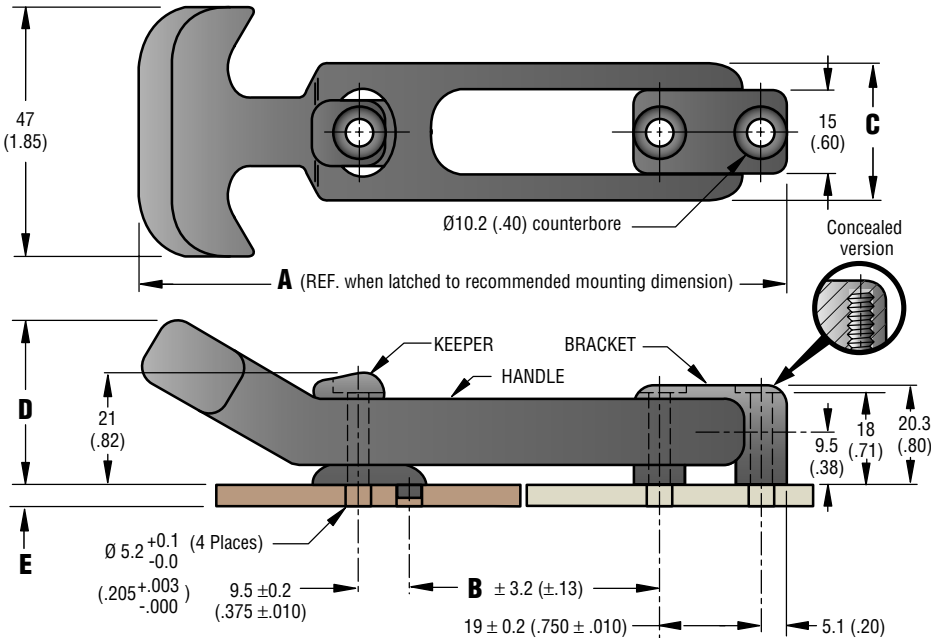


Material and Finish

HANDLE: Thermoplastic elastomer, black.

KEEPER and BRACKET: Glass reinforced nylon, black.

SCREW (thread forming): 18-8 Stainless steel, passivated.



Product Strength Guidelines

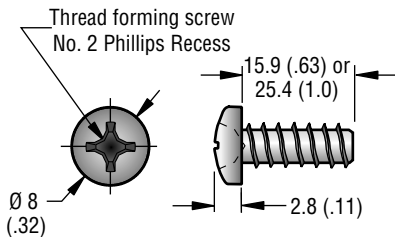
(To assist in your product selection; samples are available for your evaluation.)

Flammability Rating: UL94 - HB

Installation

Concealed hardware options

†• using thread forming screws: secure with three Southco screws, (supplied) maximum tightening torque is 2.0 N•m (18 in•lbs.)



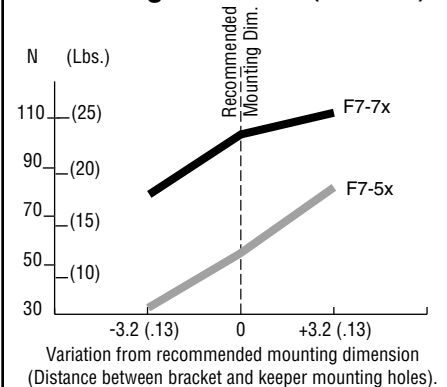
• using 10-24 or M5 machine screws: use three screws, (not supplied) screw length = panel thickness + 12.7 (.50)

Front installation option

• use three 10-24 or M5 screws or use Ø 3/16 rivets, (not supplied)

DIMENSIONS					Installation method	PART NUMBERS
A	B	C	D	E		
112 (4.81)	41 (1.6)	25.4 (1.00)	31 (1.23)	—	Concealed (10-24 Thd)	F7-51 •
				—	Concealed (M5 Thd)	F7-52 •
				—	Front	F7-53 •
				up to 8.0 (.32)	Concealed (thd forming)	F7-54 •†
				8.1 (.32) to 17.5 (.69)	Concealed (thd forming)	F7-55 •†
221 (8.7)	117 (4.6)	32 (1.25)	29 (1.13)	—	Concealed (10-24 Thd)	F7-71 •
				—	Concealed (M5 Thd)	F7-72 •
				—	Front	F7-73 •
				up to 8.0 (.32)	Concealed (thd forming)	F7-74 •†
				8.1 (.32) to 17.5 (.69)	Concealed (thd forming)	F7-75 •†

Steady state clamp force vs. mounting dimension (21°C/70°F)



millimeter (inch)
millimeter
(inch)

Dimensions without tolerances are for reference only.