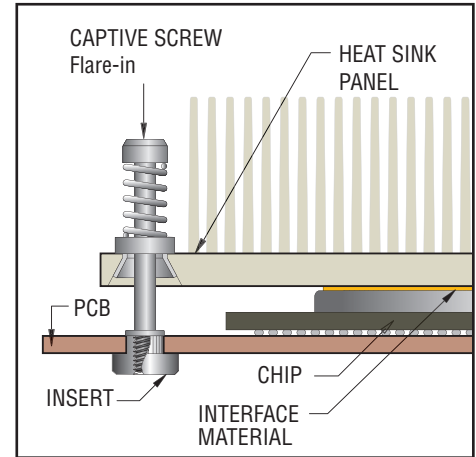


# Southco® 5T Captive Screw Heat Sink Series

southco®

- Maximize heat transfer from components to heatsink
- Positive fastening under shock and vibration
- Fastener allows for thermal expansion of components under a set preload
- Design compensates for non-coplanar condition between top surface of chip and PCB



## Material and Finish

SCREW: Low carbon steel, hardened, zinc plate, chromate plus sealer

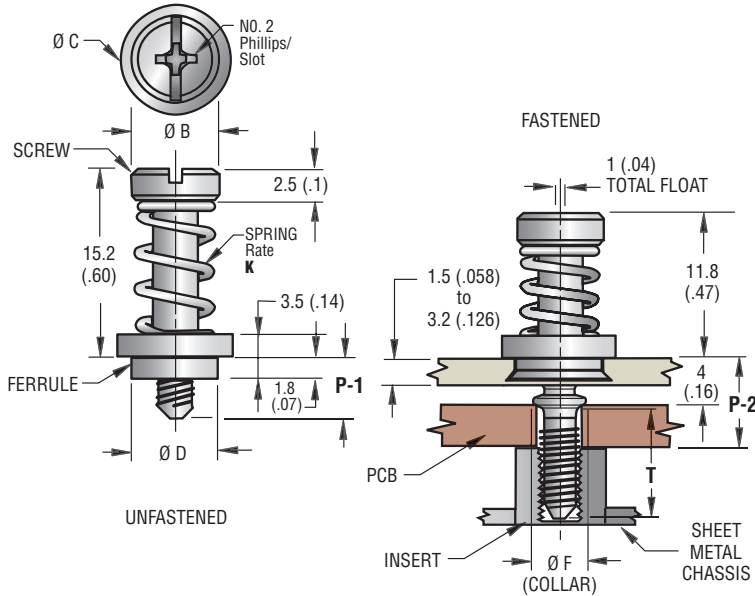
SPRING: Stainless steel, passivated

FERRULE: Aluminium, natural

## Product Strength Guidelines

**M3/4-40** Recommended Torque: 60 N•cm (5.3 in/lb)

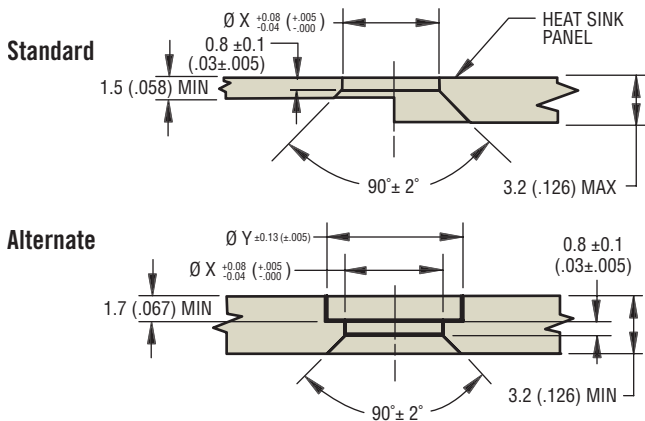
**M3.5/6-32** Recommended Torque: 110 N•cm (9.6 in/lb)



PART NUMBERS	THREAD SIZE	Heat Sink Panel Thickness		Screw Projection		T	Ø B	Ø C	Ø D	Ø F	Spring Rate K N/mm (lb/in)	Preload MAX N (lbf)
		MIN	MAX	P-1	P-2							
5T-11-M3-222-5 •	M3	1.5 (.058)	3.2 (.126)	5.9 (.232)	8.4 (.331)	5 (.197)	6.8 (.27)	9 (.35)	6.7 (.264)	4.7 (.185)	5.2 (30)	22.2 (5)
5T-11-04-222-5 •	4-40	1.5 (.058)	3.2 (.126)	5.9 (.232)	8.4 (.331)	5 (.197)	6.8 (.27)	9 (.35)	6.7 (.264)	4.7 (.185)	5.2 (30)	22.2 (5)
5T-11-M35-222-5	M3.5	1.5 (.058)	3.2 (.126)	6.6 (.26)	9.9 (.39)	5.7 (.224)	7.6 (.30)	10.4 (.41)	7 (.275)	5 (.2)	5.2 (30)	22.2 (5)
5T-11-06-222-5 •	6-32	1.5 (.058)	3.2 (.126)	6.6 (.26)	9.9 (.39)	5.7 (.224)	7.6 (.30)	10.4 (.41)	7 (.275)	5 (.2)	5.2 (30)	22.2 (5)

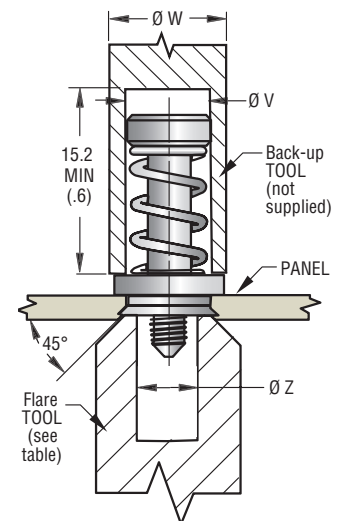
• Products identified with this symbol are stocked subject to prior sale in one or more of our global locations. If unavailable from our facility nearest you, allow for shipping time from another facility.

## Panel Preparation



## Installation

1. Drill then countersink according to the required dimensions.
2. Install tool (see table below) only light pressure is required.
3. Insert screw assembly into prepared hole in panel. Place back-up tool as shown.
4. Place work under press, center tool over screw thread and flare ferrule into countersink in panel. Recommended load 2200N.



Thread Size	Ø V	Ø X	Ø Y	Ø W MIN	Ø Z	Tool Part Number
M3 or 4-40	7.1 (.28)	6.8 (.27)	9.5 (.37)	9.5 (.37)	5.1 (.2)	47-115
M3.5 or 6-32	7.9 (.31)	7.1 (.28)	10.7 (.46)	10.7 (.42)	5.6 (.22)	5T-06-TOOL

millimeter (inch)  
millimeter (inch)  
Dimensions without tolerances are for reference only.

southco®  
CONNECT · CREATE · INNOVATE